


**ilict**

**2026 Catalogue**

**Electrical  
Wiring  
Device**



We strive to be  
the leader in the industry  
and the world's most  
respected lighting solution  
provider.

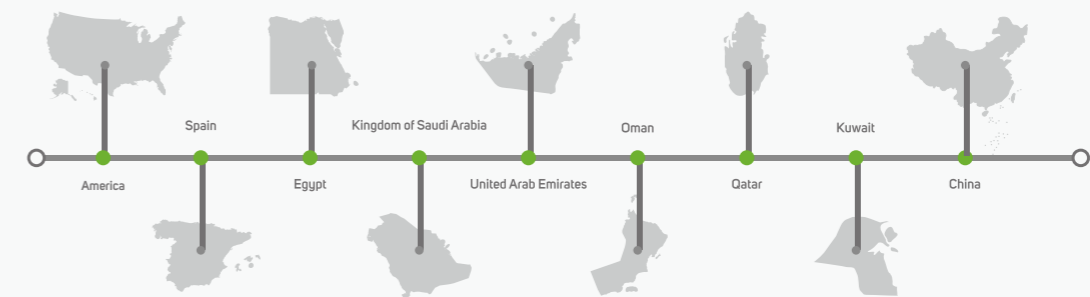
## ILLUS Lighting

ILLUS dedicates itself to provide human oriented architectural lighting solution and products for indoor and outdoor applications. A truly innovative company, ILLUS has always been at the forefront of professional office lighting since inception. Since then ILLUS continues developing innovative, custom lighting solutions that meet extremely exacting requirements in terms of ergonomics, economic efficiency and environmental compatibility and also deliver aesthetic added value to our customers. Our customers will always find that our solutions reflect the requirements satisfying a broad range of customer needs for every lighting application ILLUS is a brand that helps revealing the beauty around you where it constitutes of products and solutions designed with care and attention to detail giving professional quality products.

Our goal has always been to offer our customers a first-class product backed by unparalleled service, focused on solving our client's illumination challenges.

## Our Vision

In ILLUS every detail created with enthusiasm constantly evolving technology to simplify the life of people. We consistently innovate and devote to decrease power consumption to ease the burden of earth. Light is essential for people's life quality and well-being, we care for every situation people need artificial light whenever light serves. ILLUS lighting is beyond light, to the last details.



## Where to find us

### Kingdom of Saudi Arabia-Head Office

📍 3533 Al Kharj Rd, Al Aziziyah, Riyadh 14511  
<https://maps.app.goo.gl/TRgDmL4efaDRzWWL8>

### China – illus

📍 Star Alliance, No.68 Zhongxing Avenue, Guzhen, Zhongshan,Guangdong, China  
<https://maps.app.goo.gl/cJJefWvYRyfzAQjq8>

### Spain – illus

📍 46970 Alaquàs, Valencia, Spain  
<https://goo.gl/maps/C5DejH52sP17L2Nv9>

### UAE – Build Station

📍 75 6th St - Al Quoz - Dubai - United Arab Emirates  
<https://goo.gl/maps/LCTSSYSqEB2mcAbA8>

### Kingdom of Bahrain

📍 7J3Q+R36, Arad, Bahrain  
<https://maps.app.goo.gl/e2wceYwDusnepts7>

### Qatar – Build Station

📍 Zone 43, Street 340, Salwa Rd, Doha, Qatar  
<https://maps.app.goo.gl/hQY8PbFDPbXKYiqJ6>

### Oman – Build Station

📍 18 November Street 411 Muscat, Al Aziba, 130, Oman  
<https://goo.gl/maps/6tJLBVdhiVPvUE1w7>

### Kuwait –Lighting Stores

📍 No 4, Opposite the city center entrance, 142 8 St, Shuwaikh Industrial, Kuwait  
Lighting Stores - Google Maps

### Egypt -illus

📍 13 El Obour Bldgs. Salah Salem – Masr El-Gedida - Cairo  
30° 04'40.0"N 31° 18'36.7"E - Google Maps



## R&D and Manufacturing

### Manufacturing

ILLUS has two directly-operated production bases in Yangzhou covering an area of 25,000 square meters and 300 staffs. The production bases contain over 30 hi-speed automatic encapsulation lines, 15 automatic SMD and applied welding lines, 5 automatic extrusion lines and 6 automatic luminaire production lines, characterizing a complete production process for LED strip inclusive of LED encapsulation, hi-speed SMT, automatic welding and full series of water resistance with average monthly production capacity of LED strips reaching up to 1.5 million meters. Besides, ILLUS modernized manufacturing factory to achieve a complete production process for linear luminaire inclusive of precision machining, automatic assembly, color spraying and free customization with average monthly production capacity reaching up to 120,000 strips in order to assure customers of high-quality, super cost-effective products and rapid delivery.



### R&D

ILLUS has established a R&D expert team composed of over 50 core technicians, a majority of which graduated from top-rated universities and are proficient in such fields as optics, technique, material science, electrics, thermal physics, intelligent control and industrial design with more than 10years R&D experience and technical know-how in linear lighting.



#### Laboratory & Inspection

Laboratory of ILLUS, covering an area of 460 square meters, was outfitted with 48 sets of equipment which was distributed as per safety zone, EMC zone, photoelectric zone, IP water resistance zone, aging zone and product reliability zone. Inspection covers products inclusive of LED strip, neon strip, linear luminaire, power supply and related accessories, with inspection standard ranging from safety, EMC, performance to product reliability. Testing reports can be tracked all the way from product design evaluation period to type approval period to guarantee quality of products.



#### Patent

ILLUS strives to R&D in product and technology. So far, it has gained 3 invention patents and nearly 100 utility model patents and appearance patents.

# Contents

## Power Rail

- Andromeda

## Switches & Sockets

- Leisure
- Home Guardian
- Gentry
- Ultra-thin
- Time Tunnel
- Leader
- Exploration
- Time Tunnel
- Leader
- Time Tunnel
- Acoustic
- Artique
- Leader
- Intellectual Sense
- Waterproof

## Mounting Base Frame

- Luxury

## Floor Socket

- Sentry



## Power Rail

- Andromeda-Recessed Power Track
- Andromeda-Surface-Mounted Power Track
- Andromeda-Socket
- Andromeda-Sensor Light
- Andromeda-USB Socket

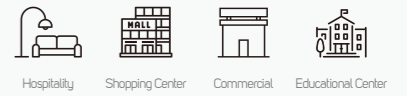
Andromeda-Recessed Power Track

# Andromeda

## Technical Operating & Electrical Data

Body Material	Aluminum+PC
Current	32A
Voltage	AC110V-250V
IP Rating	IP20
Max. Wattage	8000W

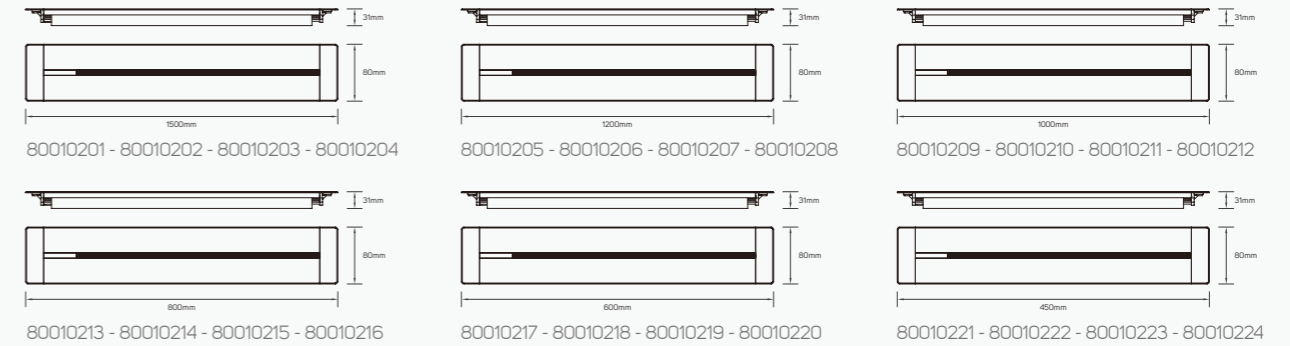
## Areas of Application



## Body Color Options



## Dimensions Options



## Family Product List

Code No.	Model No.	Body Color	Body Color	Code No.	Model No.	Body Color	Body Color
● 80010201	ILT150RABPT	Black	1490*62*30	80010213	ILT80RABPT	Black	790*62*30
● 80010202	ILT150RAWPT	white	1490*62*30	80010214	ILT80RAWPT	white	790*62*30
● 80010203	ILT150RASPT	Silver	1490*62*30	80010215	ILT80RASPT	Silver	790*62*30
● 80010204	ILT150RAGRPT	Dark Grey	1490*62*30	80010216	ILT80RAGRPT	Dark Grey	790*62*30
● 80010205	ILT120RABPT	Black	1190*62*30	80010217	ILT60RABPT	Black	590*62*30
● 80010206	ILT120RAWPT	white	1190*62*30	80010218	ILT60RAWPT	white	590*62*30
● 80010207	ILT120RASPT	Silver	1190*62*30	80010219	ILT60RASPT	Silver	590*62*30
● 80010208	ILT120RAGRPT	Dark Grey	1190*62*30	80010220	ILT60RAGRPT	Dark Grey	590*62*30
● 80010209	ILT100RABPT	Black	990*62*30	80010221	ILT45RABPT	Black	440*62*30
● 80010210	ILT100RAWPT	white	990*62*30	80010222	ILT45RAWPT	white	440*62*30
● 80010211	ILT100RASPT	Silver	990*62*30	80010223	ILT45RASPT	Silver	440*62*30
● 80010212	ILT100RAGRPT	Dark Grey	990*62*30	80010224	ILT45RAGRPT	Dark Grey	440*62*30






Andromeda-Surface-Mounted Power Track

# Andromeda

## Technical Operating & Electrical Data

Body Material	Aluminum+PC
Current	25A
Voltage	AC110V-250V
IP Rating	IP20
Max. Wattage	8000W

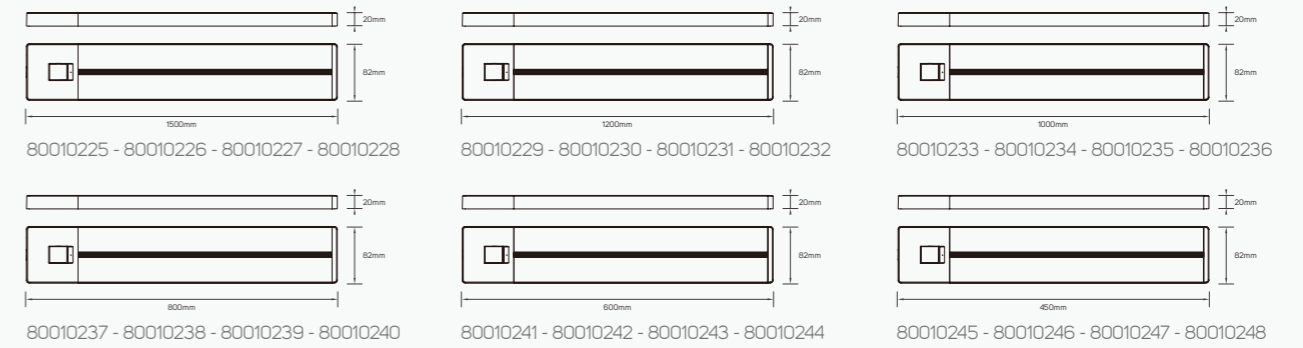
## Body Color Options



## Areas of Application



## Dimensions Options



## Family Product List

Code No.	Model No.	Body Color	Code No.	Model No.	Body Color
● 80010225	ILT150SABPT	Black	80010237	ILT80SABPT	Black
● 80010226	ILT150SAWPT	white	80010238	ILT80SAWPT	white
● 80010227	ILT150SASPT	Silver	80010239	ILT80SASPT	Silver
● 80010228	ILT150SAGRPT	Dark Grey	80010240	ILT80SAGRPT	Dark Grey
● 80010229	ILT120SABPT	Black	80010241	ILT60SABPT	Black
● 80010230	ILT120SAWPT	white	80010242	ILT60SAWPT	white
● 80010231	ILT120SASPT	Silver	80010243	ILT60SASPT	Silver
● 80010232	ILT120SAGRPT	Dark Grey	80010244	ILT60SAGRPT	Dark Grey
● 80010233	ILT100SABPT	Black	80010245	ILT45SABPT	Black
● 80010234	ILT100SAWPT	white	80010246	ILT45SAWPT	white
● 80010235	ILT100SASPT	Silver	80010247	ILT45SASPT	Silver
● 80010236	ILT100SAGRPT	Dark Grey	80010248	ILT45SAGRPT	Dark Grey




Andromeda-socket

# Andromeda

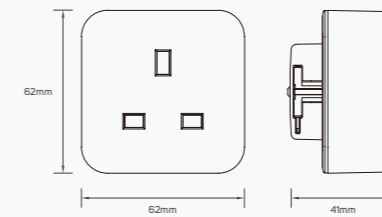
## Technical Operating & Electrical Data

Body Material	PC
Current	13A
Voltage	250V
IP Rating	IP20
Max. Wattage	3250W

## Body Color Options



## Dimensions Options



## Areas of Application



## Family Product List

Code No.	Model No.	Body Color
● 80010249	ILT13BASO	Black
● 80010250	ILT13WASO	white
● 80010251	ILT13SASO	Silver
● 80010252	ILT13GRASO	Dark Grey



Andromeda-Sensor Light

# Andromeda

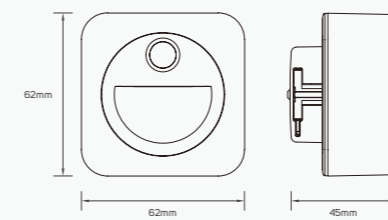
### Technical Operating & Electrical Data

Body Material	PC
Current	23A
Voltage	250V
IP Rating	IP20
Max. Wattage	1W

### Body Color Options



### Dimensions Options



### Areas of Application



### Family Product List

Code No.	Model No.	Body Color
● 80010257	ILTBSNPT	Black
● 80010258	ILTWSNPT	white
● 80010259	ILTSSNPT	Silver
● 80010260	ILTGRSNPT	Dark Grey



Andromeda-USB Socket

# Andromeda

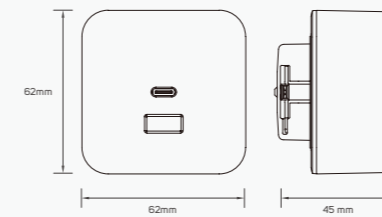
### Technical Operating & Electrical Data

Body Material	PC
Max. Wattage	65W
Voltage	250V
IP Rating	IP20

### Body Color Options



### Dimensions Options



### Areas of Application



### Family Product List

Code No.	Model No.	Body Color
● 80010261	ILTBAPUSB	Black
● 80010262	ILTWAPUSB	white
● 80010263	ILTSAPUSB	Silver
● 80010264	ILTGRAPUSB	Dark Grey



## Electrical Wiring Device

- Switches & Sockets
- Mounting Base Frame
- Floor Socket



## Switches & Sockets

- Leisure
- Home Guardian
- Gentry
- Ultra-thin
- Time Tunnel
- Leader
- Exploration
- Time Tunnel
- Leader
- Time Tunnel
- Acoustic
- Artique
- Leader
- Intellectual Sense
- Waterproof




Switches & Sockets

# Leisure

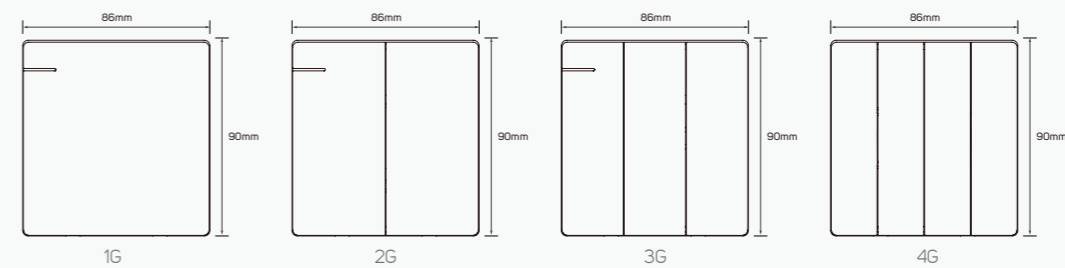
## Technical Operating & Electrical Data

Mounting Type	Recessed in Wall
Fixed or Adjustable	Fixed
Embedding Depth	22mm
Module Material	PC/Red Copper/AgCdO
Frame Material	Cold-roll Steel Sheets
Contacts Material	Cold-roll Steel Sheets/Brass
Current Capacity	250V~16AX
Module Color	White
Frame Color	White/Gold/Grey/Black

## Body Color Options



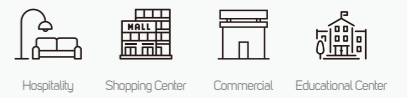
## Dimensions Options



## Family Product List

Code No.	Model No.	Code No.	Model No.	Code No.	Model No.	Code No.	Model No.
532000	K31G1WPPW	532004	K31G2WPPW	532008	K31G2WMPPW		
532001	K31G1WPPG	532005	K31G2WPPG	532009	K31G2WMPPG		
532002	K31G1WPPGR	532006	K31G2WPPGR	532010	K31G2WMPPGR		
532003	K31G1WPPB	532007	K31G2WPPB	532011	K31G2WMPPB		
532012	K32G2WMPPW	532016	K32G1WPPW	532020	K32G2WPPW		
532013	K32G2WMPPG	532017	K32G1WPPG	532021	K32G2WPPG		
532014	K32G2WMPPGR	532018	K32G1WPPGR	532022	K32G2WPPGR		
532015	K32G2WMPPB	532019	K32G1WPPB	532023	K32G2WPPB		
532024	K33G1WPPW	532028	K33G2WPPW	532032	K34G1WPPW	532036	K34G2WPPW
532025	K33G1WPPG	532029	K33G2WPPG	532033	K34G1WPPG	532037	K34G2WPPG
532026	K33G1WPPGR	532030	K33G2WPPGR	532034	K34G1WPPGR	532038	K34G2WPPGR
532027	K33G1WPPB	532031	K33G2WPPB	532035	K34G1WPPB	532039	K34G2WPPB

## Areas of Application




# Leisure

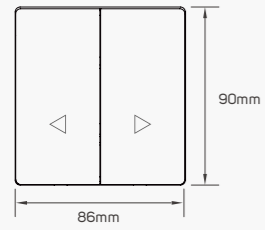
## Technical Operating & Electrical Data

Current	16AX 250V~
Body Material	PC+Copper
Frame Material	PC
Embedding Depth	25mm
Contacts Material	AgCdO

## Body Color Options



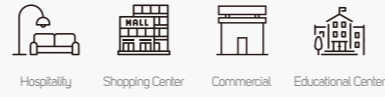
## Dimensions



## Family Product List

Code No.	Model No.
533076	Shtr-B8W-Sw
533077	Shtr-B8G-Sw
533078	Shtr-B8GR-Sw
533079	Shtr-B8B-Sw

## Areas of Application




# Leisure

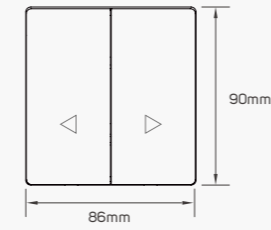
## Technical Operating & Electrical Data

Current	16AX 250V~
Body Material	PC+Copper
Frame Material	PC+Glass
Embedding Depth	25mm
Contacts Material	AgCdO

## Body Color Options



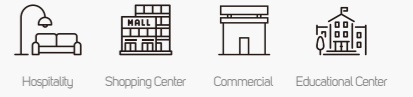
## Dimensions Options



## Family Product List

Code No.	Model No.
533080	Shtr-B9W-Sw
533081	Shtr-B9G-Sw
533082	Shtr-B9GR-Sw
533083	Shtr-B9B-Sw

## Areas of Application




# Leisure

## Technical Operating & Electrical Data

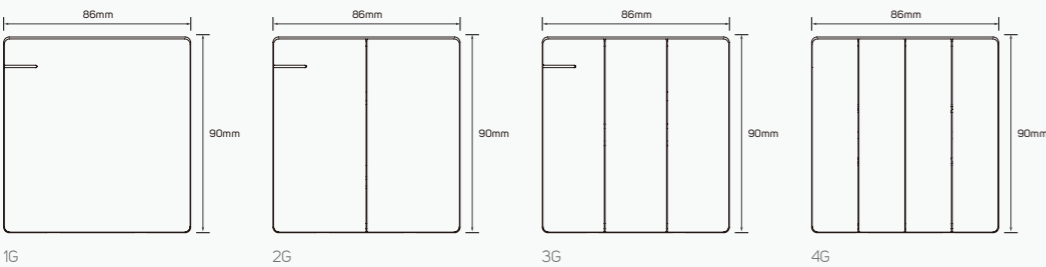
Mounting Type	Recessed in Wall
Fixed or Adjustable	Fixed
Embedding Depth	22mm
Module Material	PC/Red Copper/AgCdO
Frame Material	Cold-roll Steel Sheets
Contacts Material	Cold-Roll Steel Sheets/Brass
Current Capacity	250V~16AX

### Body Color Options



GY GD BK

### Dimensions Options



### Family Product List


Code No.	Model No.	Code No.	Model No.	Code No.	Model No.
● 532129	K81G1WPPGR	532132	K81G2WPPGR	532135	K81G2WMPPGR
● 532130	K81G1WPPG	532133	K81G2WPPG	532136	K81G2WMPPG
● 532131	K81G1WPPB	532134	K81G2WPPB	532137	K81G2WMPPB
● 532138	K82G2WMPPGR	532144	K82G1WPPGR	532147	K82G2WPPGR
● 532139	K82G2WMPPG	532145	K82G1WPPG	532148	K82G2WPPG
● 532140	K82G2WMPPB	532146	K82G1WPPB	532149	K82G2WPPB
● 532150	K83G1WPPGR	532153	K83G2WPPGR		
● 532151	K83G1WPPG	532154	K83G2WPPG		
● 532152	K83G1WPPB	532155	K83G2WPPB		
● 532156	K84G1WPPGR	532159	K84G2WPPGR		
● 532157	K84G1WPPG	532160	K84G2WPPG		
● 532158	K84G1WPPB	532161	K84G2WPPB		

# Leisure

## Technical Operating & Electrical Data

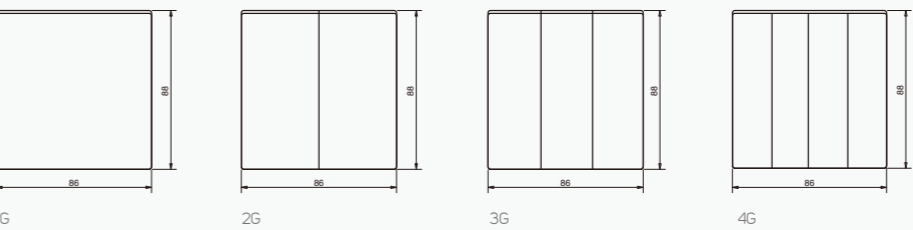
Mounting Type	Recessed in Wall
Fixed or Adjustable	Fixed
Module Material	PC/PC+Metal

### Body Color Options



WH GD GY BK

### Dimensions Options

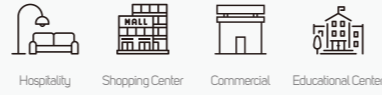


### Family Product List

Code No.	Model No.	Code No.	Model No.	Code No.	Model No.	Code No.	Model No.
● 532644	B81G1WPMW	532656	B82G1WPMW	532668	B83G1WPMW	532676	B84G1WPMW
● 532645	B81G1WPMG	532657	B82G1WPMG	532669	B83G1WPMG	532677	B84G1WPMG
● 532646	B81G1WPMGR	532658	B82G1WPMGR	532670	B83G1WPMGR	532678	B84G1WPMGR
● 532647	B81G1WPMB	532659	B82G1WPMB	532671	B83G1WPMB	532679	B84G1WPMB
● 532648	B81G2WPMW	532660	B82G2WPMW	532672	B83G2WPMW	532680	B84G2WPMW
● 532649	B81G2WPMG	532661	B82G2WPMG	532673	B83G2WPMG	532681	B84G2WPMG
● 532650	B81G2WPMGR	532662	B82G2WPMGR	532674	B83G2WPMGR	532682	B84G2WPMGR
● 532651	B81G2WPMB	532663	B82G2WPMB	532675	B83G2WPMB	532683	B84G2WPMB
● 532652	B81GMULTPMW	532664	B82GMULTPMW				
● 532653	B81GMULTPMG	532665	B82GMULTPMG				
● 532654	B81GMULTPMGR	532666	B82GMULTPMGR				
● 532655	B81GMULTPMB	532667	B82GMULTPMB				

# Leisure

## Areas of Application




### Technical Operating & Electrical Data

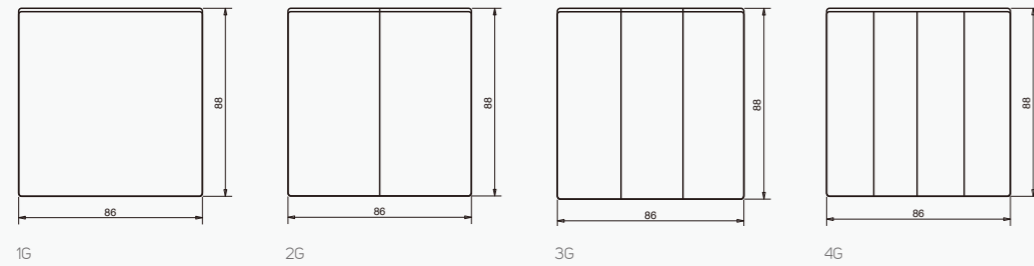
Mounting Type	Recessed in Wall
Fixed or Adjustable	Fixed
Embedding Depth	25mm
Module Material	PC+Metal
Frame Material	Matt Glass
Contacts Material	AgCdO
Current Capacity	250V~16AX



### Body Color Options



### Dimensions Options



### Family Product List

Code No.	Model No.	Code No.	Model No.	Code No.	Model No.
532797	B91G1WMGW	532813	B92G2WMGW	532825	B93G2WMGW
532798	B91G1WMGG	532814	B92G2WMGG	532826	B93G2WMGG
532799	B91G1WMGGR	532815	B92G2WMGGR	532827	B93G2WMGGR
532800	B91G1WMGB	532816	B92G2WMGB	532828	B93G2WMGB
532801	B91G2WMGW	532817	B92GMULTMGW	532829	B94G1WMGW
532802	B91G2WMGG	532818	B92GMULTMGG	532830	B94G1WMGG
532803	B91G2WMGGR	532819	B92GMULTMGR	532831	B94G1WMGGR
532804	B91G2WMGB	532820	B92GMULTMGB	532832	B94G1WMGB
532805	B91GMULTMGW	532821	B93G1WMGW	532833	B94G2WMGW
532806	B91GMULTMGG	532822	B93G1WMGG	532834	B94G2WMGG
532807	B91GMULTMGR	532823	B93G1WMGGR	532835	B94G2WMGGR
532808	B91GMULTMGB	532824	B93G1WMGB	532836	B94G2WMGB
532809	B92G1WMGW				
532810	B92G1WMGG				
532811	B92G1WMGGR				
532812	B92G1WMGB				





Home Guardian



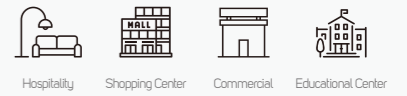
Switches & Sockets

# Home Guardian


## Technical Operating & Electrical Data

Mounting Type	Recessed in Wall
Fixed or Adjustable	Fixed
Embedding Depth	22mm
Module Material	PC/Red Copper/AgCdO
Frame Material	Cold-roll Steel Sheets
Contacts Material	Cold-Roll Steel Sheets/Brass
Current Capacity	250V~16AX

## Areas of Application

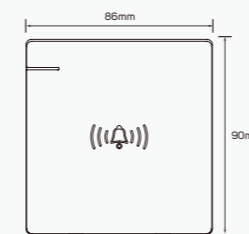


## Body Color Options



GY GD BK

## Dimensions Options



## Family Product List


Code No.	Model No.
532141	K81GBELLPPGR
532142	K81GBELLPPG
532143	K81GBELLPPB

# Home Guardian

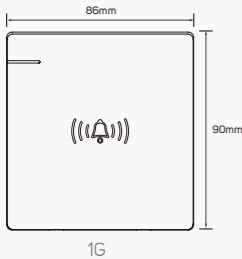
### Technical Operating & Electrical Data

Mounting Type	Recessed in Wall
Fixed or Adjustable	Fixed
Embedding Depth	22mm
Module Material	PC/Red Copper/AgCdO
Frame Material	Cold-roll Steel Sheets
Contacts Material	Cold-roll Steel Sheets/Brass
Current Capacity	250V~16AX
Module Color	White
Frame Color	Grey

### Body Color Options



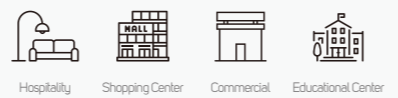
### Dimension



### Family Product List

Code No.	Model No.
532040	K31GBELLPPW
532041	K31GBELLPPG
532042	K31GBELLPPGR
532043	K31GBELLPPB

### Areas of Application




# Home Guardian

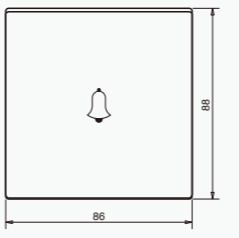
### Technical Operating & Electrical Data

Mounting Type	Recessed in Wall
Fixed or Adjustable	Fixed
Module Material	PC/PC+Metal

### Body Color Options



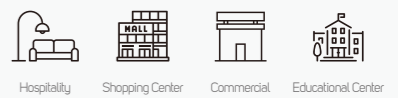
### Dimensions Options



### Family Product List

Code No.	Model No.
532684	B81GBELLPMW
532685	B81GBELLPMG
532686	B81GBELLPMGR
532687	B81GBELLPMB

### Areas of Application




# Home Guardian

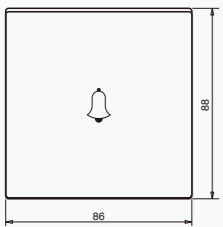
### Technical Operating & Electrical Data

Mounting Type	Recessed in Wall
Fixed or Adjustable	Fixed
Embedding Depth	25mm
Module Material	PC+Metal
Frame Material	Matt Glass
Contacts Material	AgCdO
Current Capacity	250V~16AX

### Body Color Options

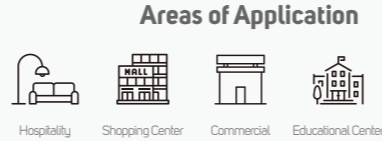


### Dimensions Options



### Family Product List

Code No.	Model No.
532837	B91GBELLMGW
532838	B91GBELLMGG
532839	B91GBELLMGGR
532840	B91GBELLMGB



## Gentry

Switches & Sockets


# Gentry

**Technical Operating & Electrical Data**

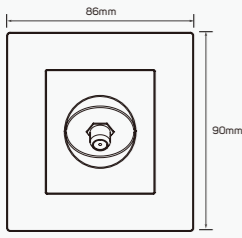
Mounting Type	Recessed in Wall
Fixed or Adjustable	Fixed
Embedding Depth	22mm
Module Material	PC/Brass
Frame Material	Cold-roll Steel Sheets
Current Capacity	250V~16AX



**Body Color Options**



**Dimensions Options**



**Family Product List**

Code No.	Model No.
532044	K3SATAPPW
532045	K3SATAPPG
532046	K3SATAPPGR
532047	K3SATAPPB

Switches & Sockets


# Gentry

**Technical Operating & Electrical Data**

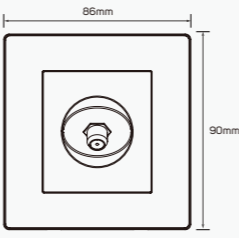
Mounting Type	Recessed in Wall
Fixed or Adjustable	Fixed
Embedding Depth	22mm
Module Material	PC/Brass
Frame Material	Cold-roll Steel Sheets



**Body Color Options**



**Dimensions Options**



**Family Product List**

Code No.	Model No.
532174	K8SATAPPGR
532175	K8SATAPPG
532176	K8SATAPPB


Switches & Sockets

# Gentry

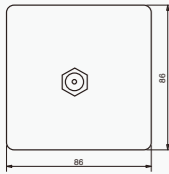
**Technical Operating & Electrical Data**

Mounting Type	Recessed in Wall
Fixed or Adjustable	Fixed
Module Material	PC/PC+Metal

**Body Color Options**



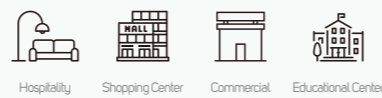
**Dimensions Options**



**Family Product List**

Code No.	Model No.
LI533025	K11SATAMSG
LI533026	K11SATAMSS
LI533027	K11SATAMSBZ
LI533028	K11SATAMSB

**Areas of Application**




Switches & Sockets

# Gentry

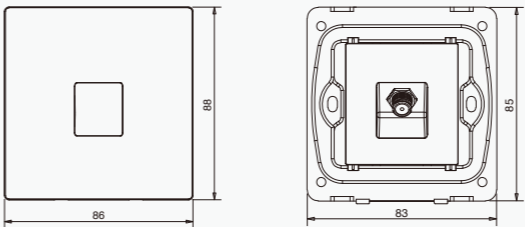
**Technical Operating & Electrical Data**

Mounting Type	Recessed in Wall
Fixed or Adjustable	Fixed
Module Material	PC/PC+Metal

**Body Color Options**



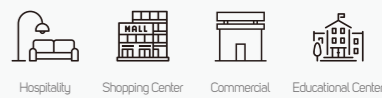
**Dimensions Options**



**Family Product List**

Code No.	Model No.
532782	B8SATAPM
532783	B8SATAPMW
532784	B8SATAPMG
532785	B8SATAPMGR
532786	B8SATAPMB

**Areas of Application**




# Gentry

## Technical Operating & Electrical Data

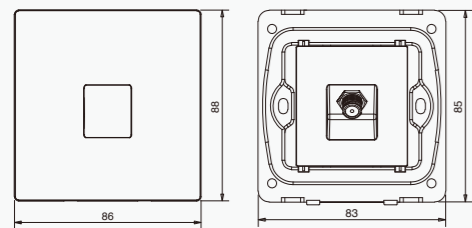
Mounting Type	Recessed in Wall
Fixed or Adjustable	Fixed
Embedding Depth	30mm
Module Material	PC+Metal/PC
Frame Material	Matt Glass

## Body Color Options



WH GY GD BK

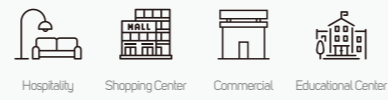
## Dimensions Options



## Family Product List

Code No.	Model No.
● 532930	B9SATAMG
● 532931	B9SATAMGW
● 532932	B9SATAMGG
● 532933	B9SATAMGGR
● 532934	B9SATAMGB

## Areas of Application

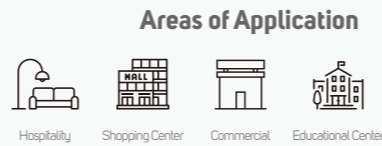


Switches & Sockets


# Gentry

**Technical Operating & Electrical Data**

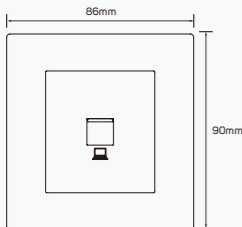
Mounting Type	Recessed in Wall
Fixed or Adjustable	Fixed
Embedding Depth	22mm
Module Material	PC/Brass
Frame Material	Cold-roll Steel Sheets
Current Capacity	250V~16AX



**Body Color Options**



**Dimensions Options**



**Family Product List**

Code No.	Model No.
532048	K31WDATAPPW
532049	K31WDATAPPG
532050	K31WDATAPPGR
532051	K31WDATAPPB

Switches & Sockets


# Gentry

**Technical Operating & Electrical Data**

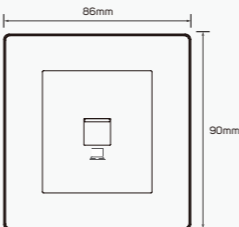
Mounting Type	Recessed in Wall
Fixed or Adjustable	Fixed
Embedding Depth	22mm
Module Material	PC/Brass
Frame Material	Cold-roll Steel Sheets



**Body Color Options**



**Dimensions Options**



**Family Product List**

Code No.	Model No.
532165	K81WDATAPPGR
532166	K81WDATAPPG
532167	K81WDATAPPB


Switches & Sockets

# Gentry

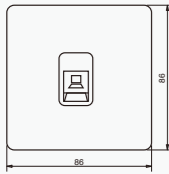
**Technical Operating & Electrical Data**

Mounting Type	Recessed in Wall
Fixed or Adjustable	Fixed
Module Material	PC/PC+Metal

**Body Color Options**



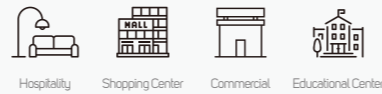
**Dimensions Options**



**Family Product List**

Code No.	Model No.
532973	K111WDATAMSG
532974	K111WDATAMSS
532975	K111WDATAMSBZ
532976	K111WDATAMSB

**Areas of Application**




Switches & Sockets

# Gentry

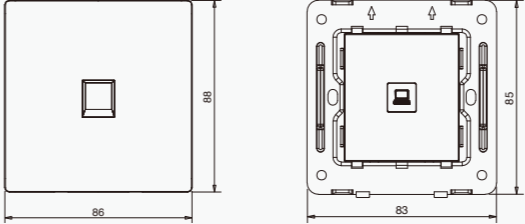
**Technical Operating & Electrical Data**

Mounting Type	Recessed in Wall
Fixed or Adjustable	Fixed
Module Material	PC/PC+Metal

**Body Color Options**




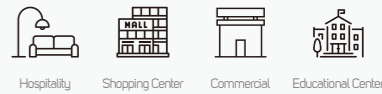
**Dimensions Options**



**Family Product List**

Code No.	Model No.
532693	B81WDATAPM
532694	B81WDATAPMW
532695	B81WDATAPMG
532696	B81WDATAPMGR
532697	B81WDATAPMB

**Areas of Application**




# Gentry

## Technical Operating & Electrical Data

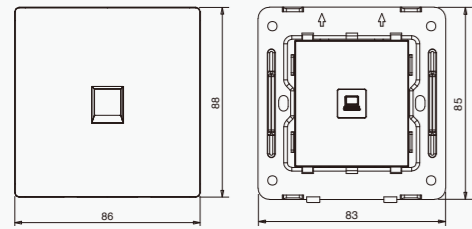
Mounting Type	Recessed in Wall
Fixed or Adjustable	Fixed
Embedding Depth	34.5mm
Module Material	PC+Metal/PC
Frame Material	Matt Glass

## Body Color Options



WH GY GD BK

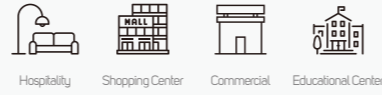
## Dimensions Options



## Family Product List

Code No.	Model No.
● 532846	B91WDATAMG
● 532847	B91WDATAMGW
● 532848	B91WDATAMGG
● 532849	B91WDATAMGGR
● 532850	B91WDATAMGB

## Areas of Application




Switches & Sockets

# Gentry

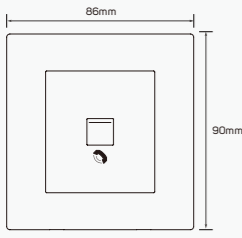
**Technical Operating & Electrical Data**

Mounting Type	Recessed in Wall
Fixed or Adjustable	Fixed
Embedding Depth	22mm
Module Material	PC/Brass
Frame Material	Cold-roll Steel Sheets
Current Capacity	250V~16AX

**Body Color Options**



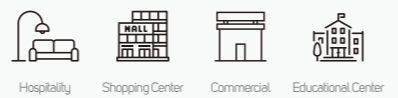
**Dimensions Options**



**Family Product List**

Code No.	Model No.
532052	K31WTLPPW
532053	K31WTLPPG
532054	K31WTLPPGR
532055	K31WTLPPB

Areas of Application




Switches & Sockets

# Gentry

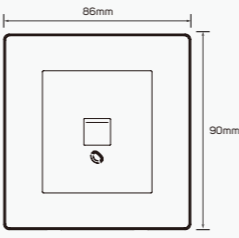
**Technical Operating & Electrical Data**

Mounting Type	Recessed in Wall
Fixed or Adjustable	Fixed
Embedding Depth	22mm
Module Material	PC/Brass
Frame Material	Cold-roll Steel Sheets

**Body Color Options**



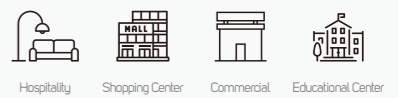
**Dimensions Options**



**Family Product List**

Code No.	Model No.
532162	K81WTLPPGR
532163	K81WTLPPG
532164	K81WTLPPB

Areas of Application




Switches & Sockets

# Gentry

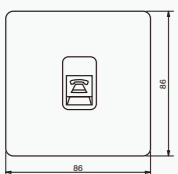
**Technical Operating & Electrical Data**

Mounting Type	Recessed in Wall
Fixed or Adjustable	Fixed
Module Material	PC/PC+Metal

**Body Color Options**



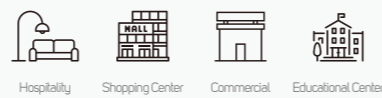
**Dimensions Options**



**Family Product List**

Code No.	Model No.
532969	K111WTELMMSG
532970	K111WTELMSS
532971	K111WTELMSBZ
532972	K111WTELMSB

**Areas of Application**




Switches & Sockets

# Gentry

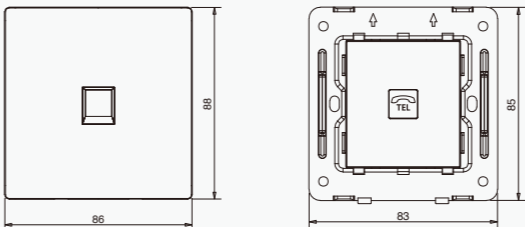
**Technical Operating & Electrical Data**

Mounting Type	Recessed in Wall
Fixed or Adjustable	Fixed
Module Material	PC/PC+Metal

**Body Color Options**



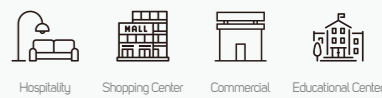
**Dimensions Options**



**Family Product List**

Code No.	Model No.
532688	B81WTELPM
532689	B81WTELPMW
532690	B81WTELPMG
532691	B81WTELPMGR
532692	B81WTELPMB

**Areas of Application**




Switches & Sockets

# Gentry

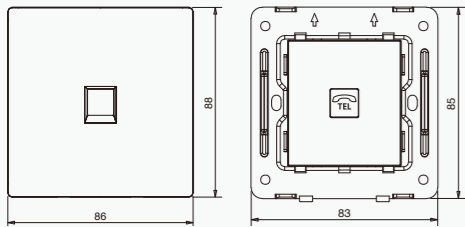
**Technical Operating & Electrical Data**

Mounting Type	Recessed in Wall
Fixed or Adjustable	Fixed
Embedding Depth	34.5mm
Module Material	PC+Metal/PC
Frame Material	Matt Glass

**Body Color Options**



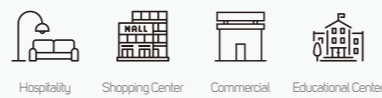
**Dimensions Options**



**Family Product List**

Code No.	Model No.
532841	B91WTELMG
532842	B91WTELMGW
532843	B91WTELMGG
532844	B91WTELMGGR
532845	B91WTELMGB

Areas of Application




Switches & Sockets

# Gentry

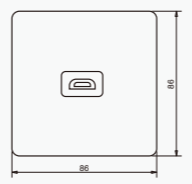
**Technical Operating & Electrical Data**

Mounting Type	Recessed in Wall
Fixed or Adjustable	Fixed
Module Material	PC/PC+Metal

**Body Color Options**



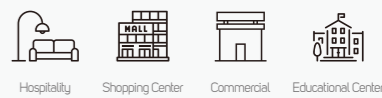
**Dimensions Options**



**Family Product List**

Code No.	Model No.
532989	K11HDMIMSG
532990	K11HDMIMSS
532991	K11HDMIMSBZ
532992	K11HDMIMSB

Areas of Application




Switches & Sockets

# Gentry

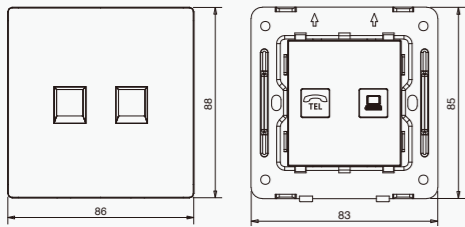
**Technical Operating & Electrical Data**

Mounting Type	Recessed in Wall
Fixed or Adjustable	Fixed
Embedding Depth	34.5mm
Module Material	PC+Metal/PC
Frame Material	Matt Glass

**Body Color Options**




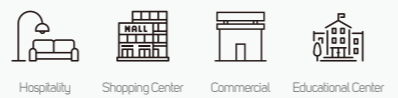
**Dimensions Options**



**Family Product List**

Code No.	Model No.
532851	B9TELDATAMG
532852	B9TELDATAMGW
532853	B9TELDATAMGG
532854	B9TELDATAMGGR
532855	B9TELDATAMGB

**Areas of Application**




Switches & Sockets

# Gentry

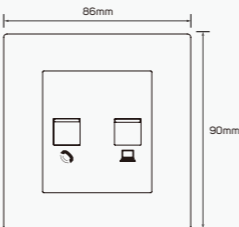
**Technical Operating & Electrical Data**

Mounting Type	Recessed in Wall
Fixed or Adjustable	Fixed
Embedding Depth	22mm
Module Material	PC/Brass
Frame Material	Cold-roll Steel Sheets
Current Capacity	250V~16AX

**Body Color Options**



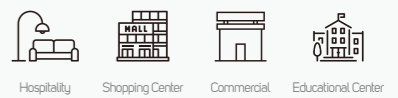
**Dimensions Options**



**Family Product List**

Code No.	Model No.
532056	K3TLDATAPPW
532057	K3TLDATAPPG
532058	K3TLDATAPPGR
532059	K3TLDATAPPB

**Areas of Application**




Switches & Sockets

# Gentry

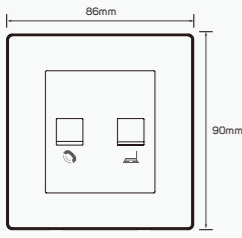
**Technical Operating & Electrical Data**

Mounting Type	Recessed in Wall
Fixed or Adjustable	Fixed
Embedding Depth	29mm
Module Material	PC/Brass
Frame Material	Cold-roll Steel Sheets

**Body Color Options**



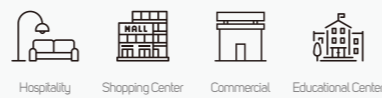
**Dimensions Options**



**Family Product List**

Code No.	Model No.
532252	K3TDTSOB
532253	K3TDTSOG
532254	K3TDTSOGR

**Areas of Application**




Switches & Sockets

# Gentry

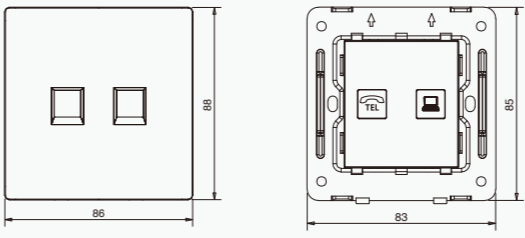
**Technical Operating & Electrical Data**

Mounting Type	Recessed in Wall
Fixed or Adjustable	Fixed
Module Material	PC/PC+Metal

**Body Color Options**



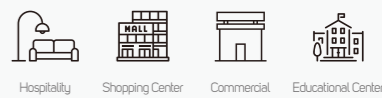
**Dimensions Options**



**Family Product List**

Code No.	Model No.
532698	B8TELDATAPM
532699	B8TELDATAPMW
532700	B8TELDATAPMG
532701	B8TELDATAPMGR
532702	B8TELDATAPMB

**Areas of Application**



Switches & Sockets

# Gentry

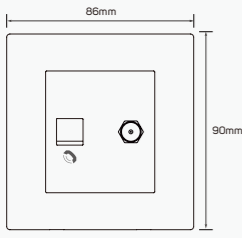
**Technical Operating & Electrical Data**

Mounting Type	Recessed in Wall
Fixed or Adjustable	Fixed
Embedding Depth	29mm
Module Material	PC/Brass
Frame Material	Cold-roll Steel Sheets

**Body Color Options**



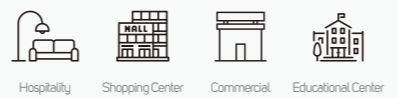
**Dimensions Options**



**Family Product List**

Code No.	Model No.
532244	K3TVTSOW
532245	K3TVTSOG
532246	K3TVTSOGR
532247	K3TVTSOB

**Areas of Application**




Switches & Sockets

# Gentry

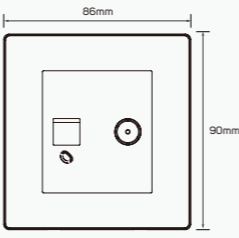
**Technical Operating & Electrical Data**

Mounting Type	Recessed in Wall
Fixed or Adjustable	Fixed
Embedding Depth	22mm
Module Material	PC/Brass
Frame Material	Cold-roll Steel Sheets

**Body Color Options**



**Dimensions Options**



**Family Product List**

Code No.	Model No.
532168	K8TVTLPPGR
532169	K8TVTLPPG
532170	K8TVTLPPB

**Areas of Application**




# Gentry

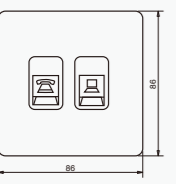
### Technical Operating & Electrical Data

Mounting Type	Recessed in Wall
Fixed or Adjustable	Fixed
Module Material	PC/PC+Metal

### Body Color Options



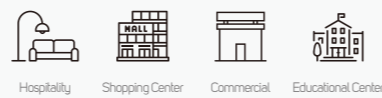
### Dimensions Options



### Family Product List

Code No.	Model No.
532981	K11TVTEMSG
532982	K11TVTELMSS
532983	K11TVTELSBZ
532984	K11TVTELSB

### Areas of Application




# Gentry

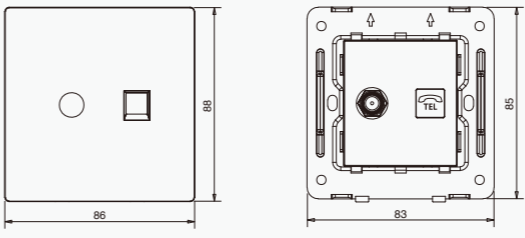
### Technical Operating & Electrical Data

Mounting Type	Recessed in Wall
Fixed or Adjustable	Fixed
Module Material	PC/PC+Metal

### Body Color Options



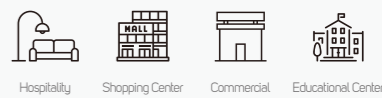
### Dimensions Options



### Family Product List

Code No.	Model No.
532703	B8TVTELPM
532704	B8TVTELPMW
532705	B8TVTELPMG
532706	B8TVTELPMGR
532707	B8TVTELPMB

### Areas of Application




Switches & Sockets

# Gentry

**Technical Operating & Electrical Data**

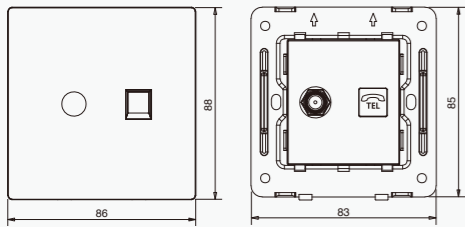
Mounting Type	Recessed in Wall
Fixed or Adjustable	Fixed
Embedding Depth	34.5mm
Module Material	PC+Metal/PC
Frame Material	Matt Glass

**Body Color Options**



WH GY GD BK

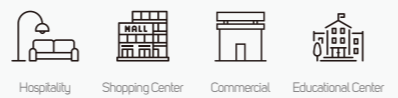
**Dimensions Options**



**Family Product List**

Code No.	Model No.
532856	B9TVTELMG
532857	B9TVTELMGW
532858	B9TVTELMGG
532859	B9TVTELMGGR
532860	B9TVTELMGB

**Areas of Application**



Switches & Sockets

# Gentry

**Technical Operating & Electrical Data**

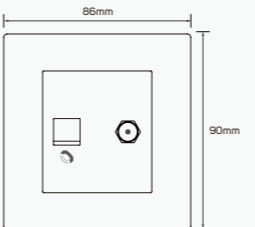
Mounting Type	Recessed in Wall
Fixed or Adjustable	Fixed
Embedding Depth	29mm
Module Material	PC/Brass
Frame Material	Cold-roll Steel Sheets

**Body Color Options**



WH GD GY BK

**Dimensions Options**



**Family Product List**

Code No.	Model No.
532248	K3TVDTSOW
532249	K3TVDTSOG
532250	K3TVDTSOGR
532251	K3TVDTSOB

**Areas of Application**



Switches & Sockets

# Gentry

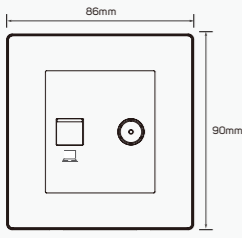
**Technical Operating & Electrical Data**

Mounting Type	Recessed in Wall
Fixed or Adjustable	Fixed
Embedding Depth	22mm
Module Material	PC/Brass
Frame Material	Cold-roll Steel Sheets

**Body Color Options**



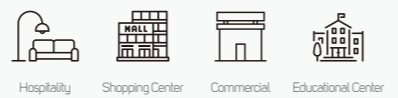
**Dimensions Options**



**Family Product List**

Code No.	Model No.
● 532171	K8TVDATAPPGR
● 532172	K8TVDATAPPG
● 532173	K8TVDATAPPB

Areas of Application




Switches & Sockets

# Gentry

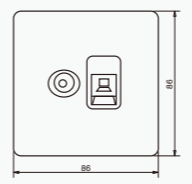
**Technical Operating & Electrical Data**

Mounting Type	Recessed in Wall
Fixed or Adjustable	Fixed
Module Material	PC/PC+Metal

**Body Color Options**



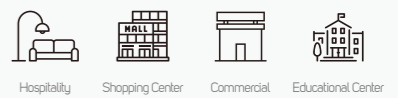
**Dimensions Options**



**Family Product List**

Code No.	Model No.
● 532985	K11TVDATAMSG
● 532986	K11TVDATAMSS
● 532987	K11TVDATAMSBZ
● 532988	K11TVDATAMSB

Areas of Application




# Gentry

## Technical Operating & Electrical Data

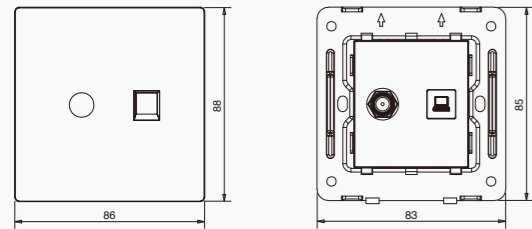
Mounting Type	Recessed in Wall
Fixed or Adjustable	Fixed
Module Material	PC/PC+Metal

## Body Color Options



WH GD GY BK

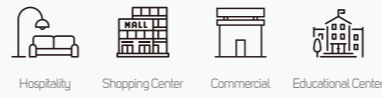
## Dimensions Options



## Family Product List

Code No.	Model No.
532708	B8TVDATAPM
532709	B8TVDATAPMW
532710	B8TVDATAPMG
532711	B8TVDATAPMGR
532712	B8TVDATAPMB

## Areas of Application




# Gentry

## Technical Operating & Electrical Data

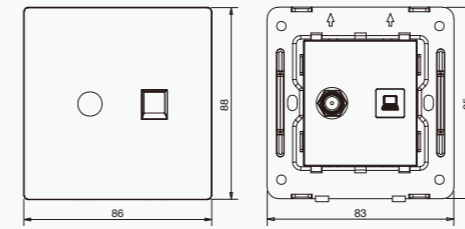
Mounting Type	Recessed in Wall
Fixed or Adjustable	Fixed
Embedding Depth	34.5mm
Module Material	PC+Metal/PC
Frame Material	Matt Glass

## Body Color Options



WH GY GD BK

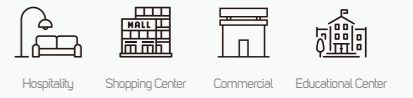
## Dimensions Options



## Family Product List

Code No.	Model No.
532861	B9TVDATAMG
532862	B9TVDATAMGW
532863	B9TVDATAMGG
532864	B9TVDATAMGGR
532865	B9TVDATAMGB

## Areas of Application




# Gentry

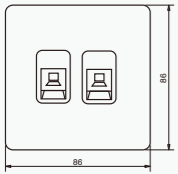
**Technical Operating & Electrical Data**

Mounting Type	Recessed in Wall
Fixed or Adjustable	Fixed
Module Material	PC/PC+Metal

**Body Color Options**



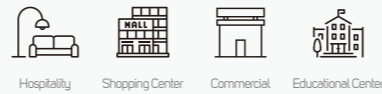
**Dimensions Options**



**Family Product List**

Code No.	Model No.
● 532977	K111W2DATAMSG
● 532978	K111W2DATAMSS
● 532979	K111W2DATAMSBZ
● 532980	K111W2DATAMSB

**Areas of Application**





Ultra-thin

Switches & Sockets

# Ultra-thin


## Technical Operating & Electrical Data

Mounting Type	Recessed in Wall
Fixed or Adjustable	Fixed
Embedding Depth	22mm
Module Material	PC
Frame Material	Cold-roll Steel Sheets
Current Capacity	250V~16AX
Module Color	White

## Areas of Application

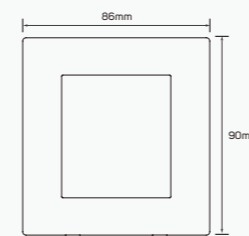


## Body Color Options



WH GD GDY BK

## Dimensions Options



1G

## Family Product List


Code No.	Model No.
532060	K3BLANKPPW
532061	K3BLANKPPG
532062	K3BLANKPPGR
532063	K3BLANKPPB

# Ultra-thin

## Technical Operating & Electrical Data

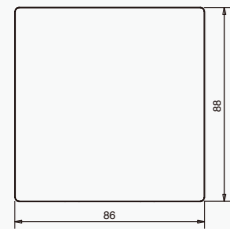
Mounting Type	Recessed in Wall
Fixed or Adjustable	Fixed
Module Material	PC

### Body Color Options



WH GD GY BK

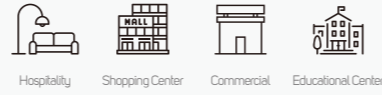
### Dimensions Options



### Family Product List

Code No.	Model No.
532723	B8BLANKPMW
532724	B8BLANKPMG
532725	B8BLANKPMGR
532726	B8BLANKPMB

### Areas of Application



# Ultra-thin

## Technical Operating & Electrical Data

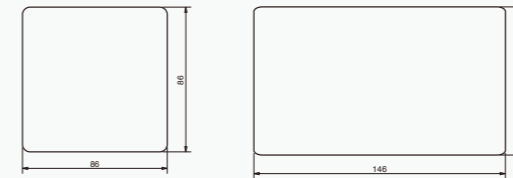
Mounting Type	Recessed in Wall
Fixed or Adjustable	Fixed
Module Material	PC/PC+Metal

### Body Color Options



GY GD GB BK

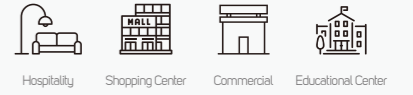
### Dimensions Options



### Family Product List

Code No.	Model No.
LI533001	K11BLANKMSG
LI533002	K11BLANKMSS
LI533003	K11BLANKMSBZ
LI533004	K11BLANKMSB
LI533005	K11BLANKLMSG
LI533006	K11BLANKLMSS
LI533007	K11BLANKLMSBZ
LI533008	K11BLANKLMSB

### Areas of Application



Switches & Sockets

# Ultra-thin

### Technical Operating & Electrical Data

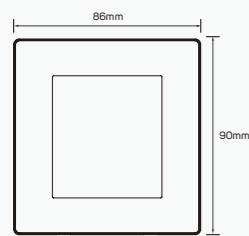
Mounting Type	Recessed in Wall
Fixed or Adjustable	Fixed
Embedding Depth	22mm
Module Material	PC
Frame Material	Cold-roll Steel Sheets

### Body Color Options



GY GD BK


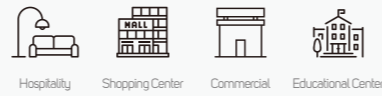
### Dimensions Options



### Family Product List

Code No.	Model No.
532189	K8BLANKPPGR
532190	K8BLANKPPG
532191	K8BLANKPPB

### Areas of Application




Switches & Sockets

# Ultra-thin

### Technical Operating & Electrical Data

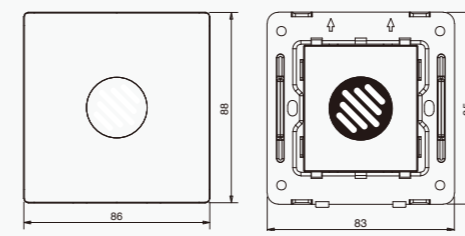
Mounting Type	Recessed in Wall
Fixed or Adjustable	Fixed
Module Material	PC
Frame Material	Matt Glass

### Body Color Options



WH GY GD BK

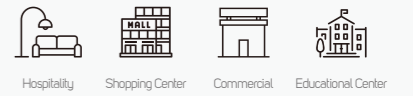
### Dimensions Options



### Family Product List

Code No.	Model No.
532876	B9BLANKMGW
532877	B9BLANKMGG
532878	B9BLANKMGGR
532879	B9BLANKMGB

### Areas of Application





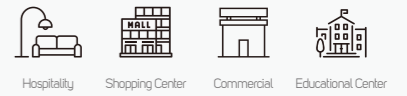
Switches & Sockets

# Time Tunnel


## Technical Operating & Electrical Data

Mounting Type	Recessed in Wall
Fixed or Adjustable	Fixed
Embedding Depth	22mm
Module Material	PC/PCB electrical parts
Frame Material	Cold-roll Steel Sheets
Current Capacity	250V~16AX

## Areas of Application

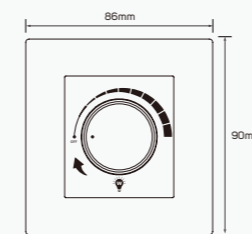


## Body Color Options



WH GD GY BK

## Dimensions Options



## Family Product List

Code No.	Model No.
532064	K3LDIMMPPW
532065	K3LDIMMPPG
532066	K3LDIMMPPGR
532067	K3LDIMMPPB

Switches & Sockets

# Time Tunnel

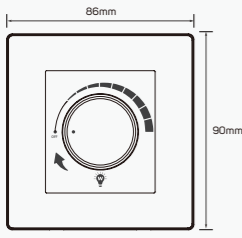
**Technical Operating & Electrical Data**

Mounting Type	Recessed in Wall
Fixed or Adjustable	Fixed
Embedding Depth	22mm
Module Material	PC/PCB electrical parts
Frame Material	Cold-roll Steel Sheets
Current Capacity	0.5A

**Body Color Options**



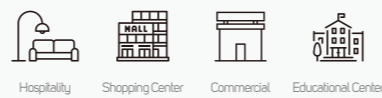
**Dimensions Options**



**Family Product List**

Code No.	Model No.
● 532180	K8LDIMPPGR
● 532181	K8LDIMPPG
● 532182	K8LDIMPPB

**Areas of Application**




Switches & Sockets

# Time Tunnel

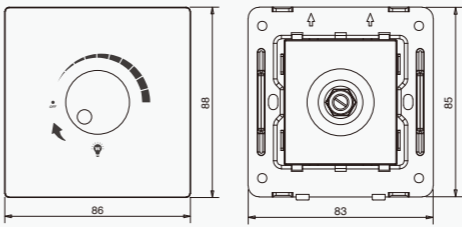
**Technical Operating & Electrical Data**

Mounting Type	Recessed in Wall
Fixed or Adjustable	Fixed
Embedding Depth	28mm
Module Material	PC+Metal/PC
Frame Material	Matt Glass

**Body Color Options**



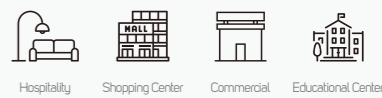
**Dimensions Options**



**Family Product List**

Code No.	Model No.
● 532885	B9LDIMMMG
● 532886	B9LDIMMMGW
● 532887	B9LDIMMMGG
● 532888	B9LDIMMMGGR
● 532889	B9LDIMMMGB

**Areas of Application**

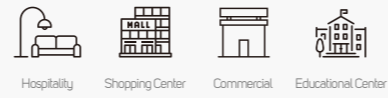


# Time Tunnel

## Technical Operating & Electrical Data

Current	Leading edge dimming150WTrailing edge dimming 300W,240V~
Body Material	PC/PCB electrical parts
Frame Material	Cold- roll steel sheets
Embedding Depth	22mm

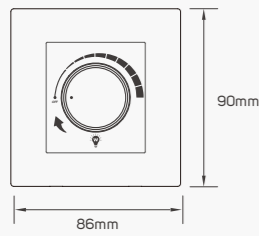
## Areas of Application



## Body Color Options



## Dimensions



## Family Product List

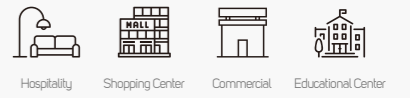
Code No.	Model No.
533100	K3LDIMPPW3
533101	K3LDIMPPG3
533102	K3LDIMPPGR3
533103	K3LDIMPPB3
533104	K8LDIMPPGR3
533105	K8LDIMPPG3
533106	K8LDIMPPB3

# Time Tunnel


## Technical Operating & Electrical Data

Embedding Depth	28mm
-----------------	------

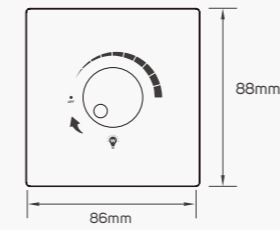
## Areas of Application



## Body Color Options



## Dimensions Options



## Family Product List


Code No.	Model No.
533113	B9LDIMMMGW
533114	B9LDIMMMGG
533115	B9LDIMMMGGR
533116	B9LDIMMMGB

# Time Tunnel

## Technical Operating & Electrical Data

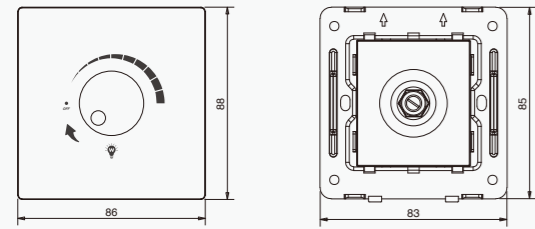
Mounting Type	Recessed in Wall
Fixed or Adjustable	Fixed
Module Material	PC/PC+Metal
Embedding Depth	28mm

## Body Color Options



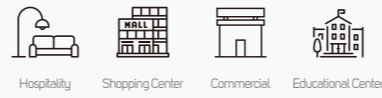
WH GD GY BK

## Dimensions Options



## Family Product List

Code No.	Model No.	Code No.	Model No.
532732	B8LDIMPPM	533108	B8LDIMPPMW
532733	B8LDIMPPMW	533109	B8LDIMPPMG
532734	B8LDIMPPMG	533110	B8LDIMPPMGR
532735	B8LDIMPPMGR	533111	B8LDIMPPMB
532736	B8LDIMPPMB		



# Time Tunnel

## Technical Operating & Electrical Data

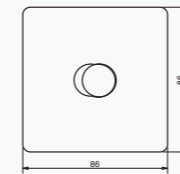
Mounting Type	Recessed in Wall
Fixed or Adjustable	Fixed
Module Material	PC/PC+Metal
Embedding Depth	31.5mm

## Body Color Options




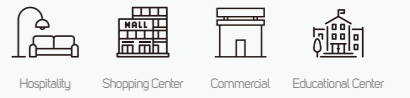
GY GD GB BK


## Dimensions Options



## Family Product List

Code No.	Model No.	Code No.	Model No.
532997	K11LDIMMSG	533117	K11LDIMMSG
532998	K11LDIMMSS	533118	K11LDIMMSS
532999	K11LDIMMSBZ	533119	K11LDIMMSBZ
533000	K11LDIMMSB	533120	K11LDIMMSB





# Leader




## Switches & Sockets

# Leader

### Technical Operating & Electrical Data

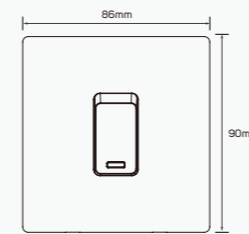
Mounting Type	Recessed in Wall
Fixed or Adjustable	Fixed
Embedding Depth	22mm
Module Material	PC/Brass/AgCdO
Frame Material	Cold-roll Steel Sheets
Contacts Material	Brass
Current Capacity	250V~16AX
Module Color	White

### Body Color Options



WH GD GY BK

### Dimensions Options



### Areas of Application



### Family Product List


Code No.	Model No.	Current Capacity	Code No.	Model No.	Current Capacity
532068	K31G32APPW	250V~ 32A	532072	K31G45APPW	250V~ 45A
532069	K31G32APPG	250V~ 32A	532073	K31G45APPG	250V~ 45A
532070	K31G32APPGR	250V~ 32A	532074	K31G45APPGR	250V~ 45A
532071	K31G32APPB	250V~ 32A	532075	K31G45APPB	250V~ 45A

# Leader

## Technical Operating & Electrical Data

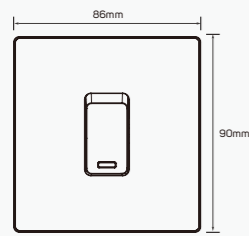
Mounting Type	Recessed in Wall
Fixed or Adjustable	Fixed
Embedding Depth	22mm
Module Material	PC/Brass/AgCdO
Frame Material	Cold-roll Steel Sheets
Contacts Material	Brass
Module Color	White

## Body Color Options



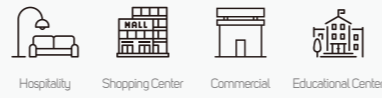
GY GD BK

## Dimensions Options



## Family Product List

Code No.	Model No.	Current Capacity	Code No.	Model No.	Current Capacity
532192	K81G32APPGR	250V~ 32A	532195	K81G45APPGR	250V~ 45A
532193	K81G32APPG	250V~ 32A	532196	K81G45APPG	250V~ 45A
532194	K81G32APPB	250V~ 32A	532197	K81G45APPB	250V~ 45A




# Leader

## Technical Operating & Electrical Data

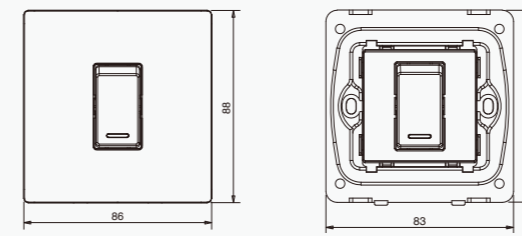
Mounting Type	Recessed in Wall
Fixed or Adjustable	Fixed
Module Material	PC/PC+Metal

## Body Color Options



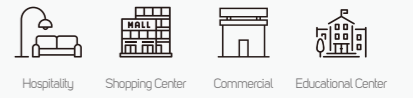
WH GD GY BK

## Dimensions Options



## Family Product List

Code No.	Model No.	Code No.	Model No.
532737	B81G32APM	532742	B81G45APM
532738	B81G32APMW	532743	B81G45APMW
532739	B81G32APMG	532744	B81G45APMG
532740	B81G32APMGR	532745	B81G45APMGR
532741	B81G32APMB	532746	B81G45APMB




Switches & Sockets

# Leader

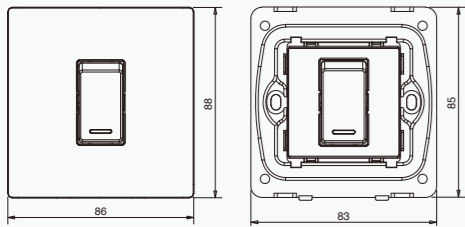
**Technical Operating & Electrical Data**

Mounting Type	Recessed in Wall
Fixed or Adjustable	Fixed
Embedding Depth	26mm
Module Material	PC+Metal/PC
Frame Material	Matt Glass

**Body Color Options**



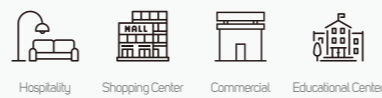
**Dimensions Options**



**Family Product List**

Code No.	Model No.
532890	B91G32AMG
532891	B91G32AMGW
532892	B91G32AMGG
532893	B91G32AMGGR
532894	B91G32AMGB
532895	B91G45AMG
532896	B91G45AMGW
532897	B91G45AMGG
532898	B91G45AMGGR
532899	B91G45AMGB

**Areas of Application**




Switches & Sockets

# Leader

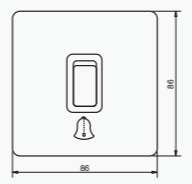
**Technical Operating & Electrical Data**

Mounting Type	Recessed in Wall
Fixed or Adjustable	Fixed
Module Material	PC/PC+Metal

**Body Color Options**



**Dimensions Options**



**Family Product List**

Code No.	Model No.
532965	K111GBELLMSG
532966	K111GBELLMSS
532967	K111GBELLMSBZ
532968	K111GBELLMSB

**Areas of Application**



# Leader

## Technical Operating & Electrical Data

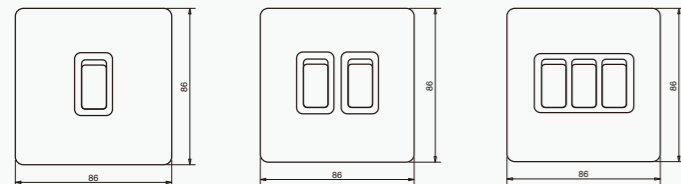
Mounting Type	Recessed in Wall
Fixed or Adjustable	Fixed
Module Material	PC/PC+Metal

### Body Color Options



GY GD GB BK

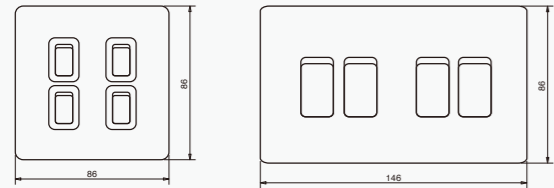
### Dimensions Options



1G

2G

3G




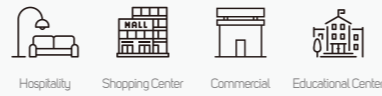
4G

4G

### Family Product List

Code No.	Model No.	Code No.	Model No.	Code No.	Model No.
532945	K111G2WMSG	532953	K113G2WMSG	532961	K114G2WMSLG
532946	K111G2WMSS	532954	K113G2WMSS	532962	K114G2WMSLS
532947	K111G2WMSBZ	532955	K113G2WMSBZ	532963	K114G2WMSLBZ
532948	K111G2WMSB	532956	K113G2WMSB	532964	K114G2WMSLB
532949	K112G2WMSG	532957	K114G2WMSG		
532950	K112G2WMSS	532958	K114G2WMSS		
532951	K112G2WMSBZ	532959	K114G2WMSBZ		
532952	K112G2WMSB	532960	K114G2WMSB		

## Areas of Application




# Leader

## Technical Operating & Electrical Data

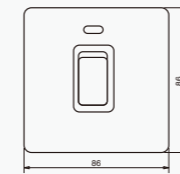
Mounting Type	Recessed in Wall
Fixed or Adjustable	Fixed
Module Material	PC/PC+Metal

### Body Color Options



GY GD GB BK

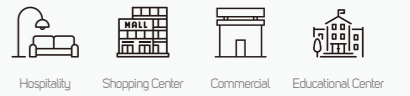
### Dimensions Options



### Family Product List

Code No.	Model No.
LI533017	K111G20AMSG
LI533018	K111G20AMSS
LI533019	K111G20AMSBZ
LI533020	K111G20AMSB
LI533021	K111G45AMSG
LI533022	K111G45AMSS
LI533023	K111G45AMSBZ
LI533024	K111G45AMSB

## Areas of Application





# Leader

## Technical Operating & Electrical Data

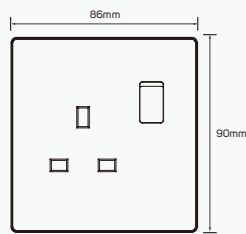
Mounting Type	Recessed in Wall
Fixed or Adjustable	Fixed
Embedding Depth	22mm
Module Material	PC/brass/phosphor bronze/AgCdO
Frame Material	Cold-roll Steel Sheets
Contacts Material	Cold-roll steel sheets/brass
Current Capacity	250V~13A

## Body Color Options



GY GD BK

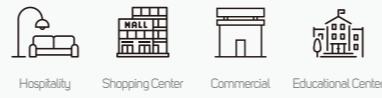
## Dimensions Options



## Family Product List

Code No.	Model No.
532198	K81G13APPGR
532199	K81G13APPG
532200	K81G13APPB

## Areas of Application



# Leader

## Technical Operating & Electrical Data

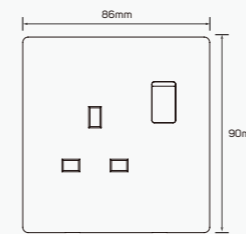
Mounting Type	Recessed in Wall
Fixed or Adjustable	Fixed
Embedding Depth	22mm
Module Material	PC/brass/phosphor bronze/AgCdO
Frame Material	Cold-roll Steel Sheets
Contacts Material	Cold-roll Steel Sheets/Brass
Current Capacity	250V~13A

## Body Color Options



WH GD GY BK


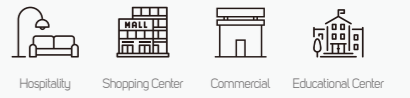
## Dimensions Options



## Family Product List

Code No.	Model No.
532076	K31G13APPW
532077	K31G13APPG
532078	K31G13APPGR
532079	K31G13APPB

## Areas of Application




# Leader

## Technical Operating & Electrical Data

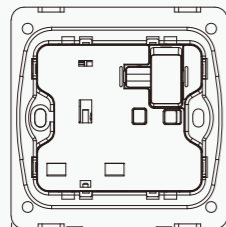
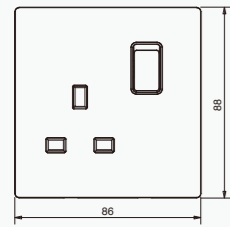
Mounting Type	Recessed in Wall
Fixed or Adjustable	Fixed
Module Material	PC/PC+Metal

## Body Color Options



WH GD GY BK


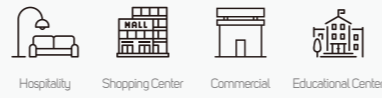
## Dimensions Options



## Family Product List

Code No.	Model No.
● 532747	B81G13APM
● 532748	B81G13APMW
● 532749	B81G13APMG
● 532750	B81G13APMGR
● 532751	B81G13APMB

## Areas of Application



# Leader

## Technical Operating & Electrical Data

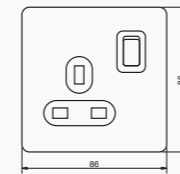
Mounting Type	Recessed in Wall
Fixed or Adjustable	Fixed
Module Material	PC/PC+Metal

## Body Color Options



GY GD GB BK

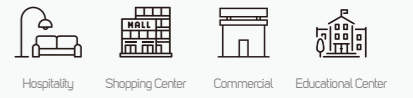
## Dimensions Options



## Family Product List

Code No.	Model No.
● LI533009	K111G13AMSG
● LI533010	K111G13AMSS
● LI533011	K111G13AMSBZ
● LI533012	K111G13AMSB

## Areas of Application




Switches & Sockets

# Leader

### Technical Operating & Electrical Data

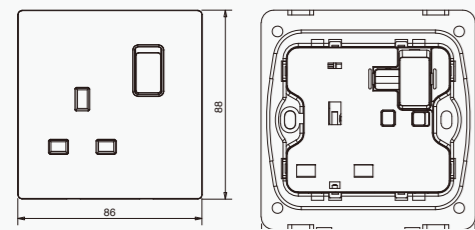
Mounting Type	Recessed in Wall
Fixed or Adjustable	Fixed
Embedding Depth	26mm
Module Material	PC+Metal/PC
Frame Material	Matt Glass

### Body Color Options



WH GY GD BK


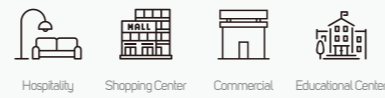
### Dimensions Options



### Family Product List

Code No.	Model No.
532900	B91G13AMG
532901	B91G13AMGW
532902	B91G13AMGG
532903	B91G13AMGGR
532904	B91G13AMGB

### Areas of Application



Switches & Sockets

# Leader

### Technical Operating & Electrical Data

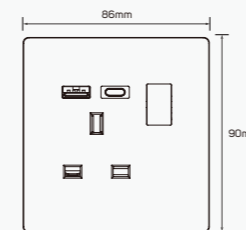
Mounting Type	Recessed in Wall
Fixed or Adjustable	Fixed
Embedding Depth	22mm
Module Material	PC/brass/phosphor bronze/AgCdO/PCB electrical parts
Frame Material	Cold-roll Steel Sheets
Contacts Material	Cold-roll Steel Sheets/Brass
Current Capacity	250V~13A

### Body Color Options



WH GD GY BK

### Dimensions Options



### Family Product List

Code No.	Model No.
532080	K31G13AUSBTCPPW
532081	K31G13AUSBTCPPG
532082	K31G13AUSBTCPPGR
532083	K31G13AUSBTCPPB

### Areas of Application



# Leader

## Technical Operating & Electrical Data

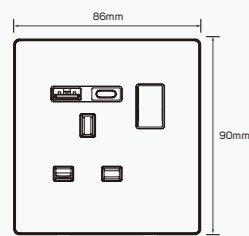
Mounting Type	Recessed in Wall
Fixed or Adjustable	Fixed
Embedding Depth	22mm
Module Material	PC/brass/phosphor bronze/AgCdO/PCB electrical parts
Frame Material	Cold-roll Steel Sheets
Contacts Material	Cold-roll steel sheets/brass
Current Capacity	250V~13A

## Body Color Options



GY GD BK

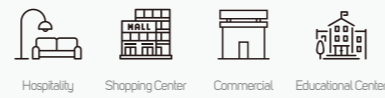
## Dimensions Options



## Family Product List

Code No.	Model No.
● 532201	K81G13AUSBTCPPGR
● 532202	K81G13AUSBTCPPG
● 532203	K81G13AUSBTCPPB

## Areas of Application




# Leader

## Technical Operating & Electrical Data

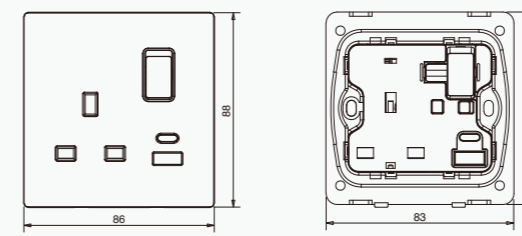
Mounting Type	Recessed in Wall
Fixed or Adjustable	Fixed
Module Material	PC/PC+Metal

## Body Color Options



WH GD GY BK

## Dimensions Options



## Family Product List

Code No.	Model No.
● 532787	B81G13AUSBTCPM
● 532788	B81G13AUSBTCPMW
● 532789	B81G13AUSBTCPMG
● 532790	B81G13AUSBTCPMGR
● 532791	B81G13AUSBTCPMB

## Areas of Application




Switches & Sockets

# Leader

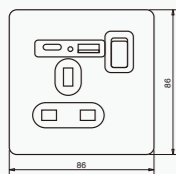
**Technical Operating & Electrical Data**

Mounting Type	Recessed in Wall
Fixed or Adjustable	Fixed
Module Material	PC/PC+Metal

**Body Color Options**



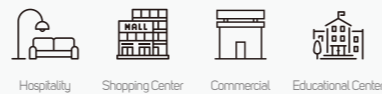
**Dimensions Options**



**Family Product List**

Code No.	Model No.
LI533013	K111G13AUSBTCMSG
LI533014	K111G13AUSBTCMSS
LI533015	K111G13AUSBTCMSBZ
LI533016	K111G13AUSBTCMSB

Areas of Application




Switches & Sockets

# Leader

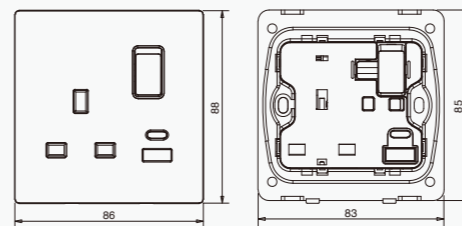
**Technical Operating & Electrical Data**

Mounting Type	Recessed in Wall
Fixed or Adjustable	Fixed
Embedding Depth	32mm
Module Material	PC+Metal/PC
Frame Material	Matt Glass
Contacts Material	AgCdO

**Body Color Options**



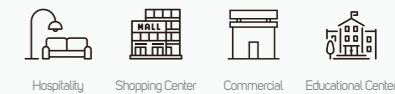
**Dimensions Options**



**Family Product List**

Code No.	Model No.
532935	B91G13AUSBTCMG
532936	B91G13AUSBTCMGW
532937	B91G13AUSBTCMGG
532938	B91G13AUSBTCMGGR
532939	B91G13AUSBTCMGB

Areas of Application



# Leader

### Technical Operating & Electrical Data

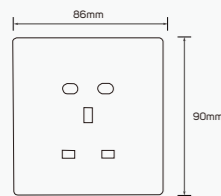
Mounting Type	Recessed in Wall
Fixed or Adjustable	Fixed
Embedding Depth	31mm
Module Material	PC+Gold
Frame Material	Steel
Contacts Material	A3 Steel
Current Capacity	13A

### Body Color Options



WH

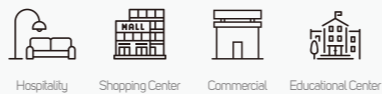
### Dimensions Options



### Family Product List

Code No.	Model No.
LI532308	K313LPSW

### Areas of Application




# Leader

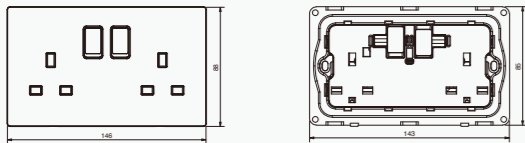
## Technical Operating & Electrical Data

Mounting Type	Recessed in Wall
Fixed or Adjustable	Fixed
Module Material	PC/PC+Metal

### Body Color Options



### Dimensions Options



### Family Product List


Code No.	Model No.
532752	B82G13APM
532753	B82G13APMW
532754	B82G13APMG
532755	B82G13APMGR
532756	B82G13APMB

# Leader

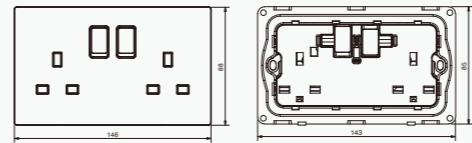
## Technical Operating & Electrical Data

Mounting Type	Recessed in Wall
Fixed or Adjustable	Fixed
Embedding Depth	26mm
Module Material	PC+Metal/PC
Frame Material	Matt Glass

### Body Color Options



### Dimensions Options



### Family Product List

Code No.	Model No.
532905	B92G13AMG
532906	B92G13AMGW
532907	B92G13AMGG
532908	B92G13AMGGR
532909	B92G13AMGB


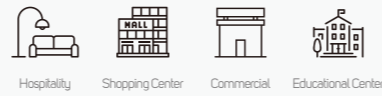
Switches & Sockets

# Leader

### Technical Operating & Electrical Data

Mounting Type	Recessed in Wall
Fixed or Adjustable	Fixed
Embedding Depth	22mm
Module Material	PC/brass/phosphor bronze/AgCdO
Frame Material	Cold-roll Steel Sheets
Contacts Material	Cold-roll steel sheets/brass
Current Capacity	250V~13A

### Areas of Application

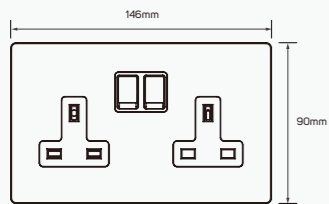


### Body Color Options



GY GD BK

### Dimensions Options



### Family Product List

Code No.	Model No.
532204	K82G13APPGR
532205	K82G13APPG
532206	K82G13APPB

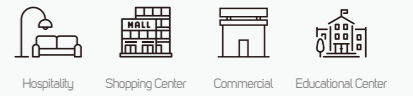
Switches & Sockets

# Leader

### Technical Operating & Electrical Data

Mounting Type	Recessed in Wall
Fixed or Adjustable	Fixed
Embedding Depth	22mm
Module Material	PC/brass/phosphor bronze/AgCdO
Frame Material	Cold-roll Steel Sheets
Contacts Material	Cold-roll Steel Sheets/Brass
Current Capacity	250V~13A

### Areas of Application

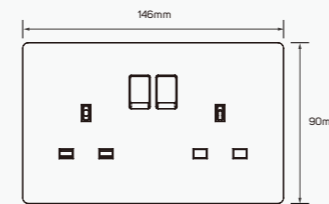


### Body Color Options



WH GD GY BK

### Dimensions Options



### Family Product List

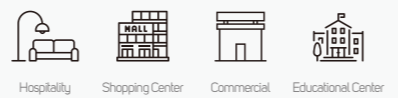
Code No.	Model No.
532084	K32G13APPW
532085	K32G13APPG
532086	K32G13APPGR
532087	K32G13APPB

# Leader


### Technical Operating & Electrical Data

Mounting Type	Recessed in Wall
Fixed or Adjustable	Fixed
Module Material	PC/PC+Metal

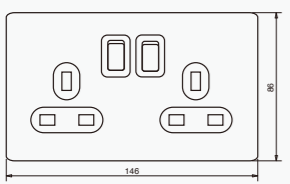
### Areas of Application



### Body Color Options



### Dimensions Options



### Family Product List


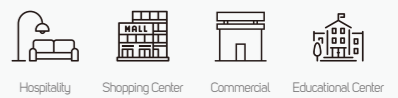
Code No.	Model No.
LI533033	K112G13AMSG
LI533034	K112G13AMSS
LI533035	K112G13AMSBZ
LI533036	K112G13AMSB

# Leader


### Technical Operating & Electrical Data

Mounting Type	Recessed in Wall
Fixed or Adjustable	Fixed
Embedding Depth	22mm
Module Material	PC/brass/phosphor bronze/AgCdO/PCB electrical parts
Frame Material	Cold-roll Steel Sheets
Contacts Material	Cold-roll Steel Sheets/Brass
Current Capacity	250V~13A

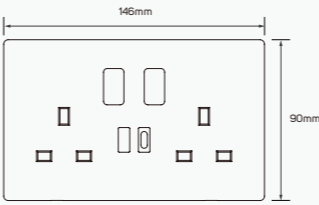
### Areas of Application



### Body Color Options



### Dimensions Options



### Family Product List


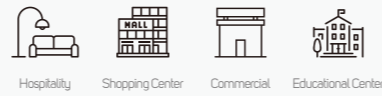
Code No.	Model No.
532088	K32G13AUSBTCPPW
532089	K32G13AUSBTCPPG
532090	K32G13AUSBTCPPGR
532091	K32G13AUSBTCPPB

# Leader

## Technical Operating & Electrical Data

Mounting Type	Recessed in Wall
Fixed or Adjustable	Fixed
Embedding Depth	22mm
Module Material	PC/brass/phosphor bronze/AgCdO/PCB electrical parts
Frame Material	Cold-roll Steel Sheets
Contacts Material	Cold-roll steel sheets/brass
Current Capacity	250V~13A

### Areas of Application

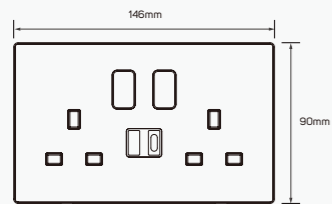


### Body Color Options



GY GD BK

### Dimensions Options



### Family Product List


Code No.	Model No.
● 532207	K82G13AUSBTCPPGR
● 532208	K82G13AUSBTCPPG
● 532209	K82G13AUSBTCPPB

# Leader

## Technical Operating & Electrical Data

Mounting Type	Recessed in Wall
Fixed or Adjustable	Fixed
Embedding Depth	22mm
Module Material	PC/brass/phosphor bronze/AgCdO/PCB electrical parts
Frame Material	Cold-roll Steel Sheets
Contacts Material	Cold-roll Steel Sheets/Brass
Current Capacity	250V~45A/13A
Module Color	White

### Areas of Application

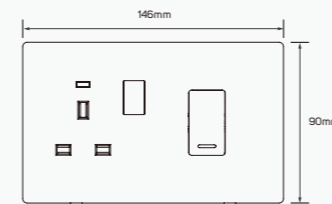


### Body Color Options



WH GD GY BK

### Dimensions Options




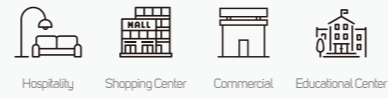
### Family Product List

Code No.	Model No.
● 532092	K32G1345APPW
● 532093	K32G1345APPG
● 532094	K32G1345APPGR
● 532095	K32G1345APPB

# Leader

## Technical Operating & Electrical Data

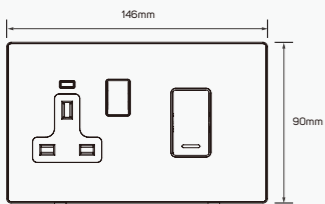
Mounting Type	Recessed in Wall
Fixed or Adjustable	Fixed
Embedding Depth	22mm
Module Material	PC/Brass/Phosphor Bronze/Agcdo/PCB Electrical Parts
Frame Material	Cold-roll Steel Sheets
Contacts Material	Cold-roll Steel Sheets/Brass
Current Capacity	250V~45A/13A
Module Color	White



## Body Color Options



## Dimensions Options




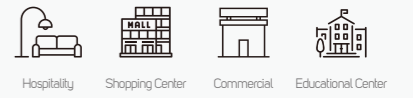
## Family Product List

Code No.	Model No.
● 532213	K82G1345APPGR
● 532214	K82G1345APPG
● 532215	K82G1345APPB


# Leader

## Technical Operating & Electrical Data

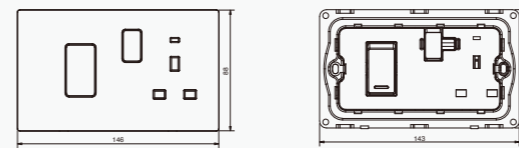
Mounting Type	Recessed in Wall
Fixed or Adjustable	Fixed
Module Material	PC/PC+Metal



## Body Color Options




## Dimensions Options



## Family Product List

Code No.	Model No.
● 532772	B82G1345APM
● 532773	B82G1345APMW
● 532774	B82G1345APMG
● 532775	B82G1345APMGR
● 532776	B82G1345APMB




# Leader

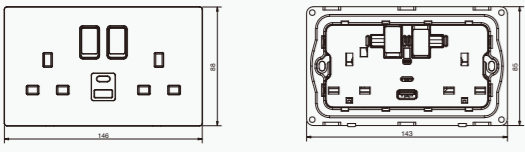
### Technical Operating & Electrical Data

Mounting Type	Recessed in Wall
Fixed or Adjustable	Fixed
Module Material	PC/PC+Metal

### Body Color Options


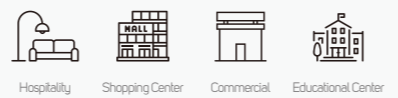


### Dimensions Options



### Family Product List

Code No.	Model No.
532792	B82G13AUSBTCMPM
532793	B82G13AUSBTCMPMW
532794	B82G13AUSBTCMPMG
532795	B82G13AUSBTCMPMGR
532796	B82G13AUSBTCMPMB




# Leader

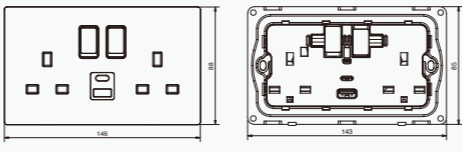
### Technical Operating & Electrical Data

Mounting Type	Recessed in Wall
Fixed or Adjustable	Fixed
Embedding Depth	32mm
Module Material	PC+Metal/PC
Frame Material	Matt Glass
Contacts Material	AgCdO

### Body Color Options



### Dimensions Options



### Family Product List


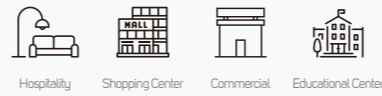
Code No.	Model No.
532940	B92G13AUSBTCMG
532941	B92G13AUSBTCMGW
532942	B92G13AUSBTCMGG
532943	B92G13AUSBTCMGGR
532944	B92G13AUSBTCMGB

# Leader

## Technical Operating & Electrical Data

Mounting Type	Recessed in Wall
Fixed or Adjustable	Fixed
Module Material	PC/PC+Metal

### Areas of Application

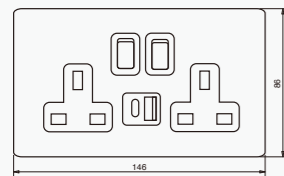


### Body Color Options



GY GD GB BK

### Dimensions Options



### Family Product List


Code No.	Model No.
LI533029	K112G13AUSBTCMSG
LI533030	K112G13AUSBTCMSS
LI533031	K112G13AUSBTCMSBZ
LI533032	K112G13AUSBTCMSB

# Leader


## Technical Operating & Electrical Data

Mounting Type	Recessed in Wall
Fixed or Adjustable	Fixed
Module Material	PC/PC+Metal

### Areas of Application

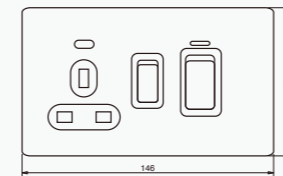


### Body Color Options



GY GD GB BK

### Dimensions Options



### Family Product List


Code No.	Model No.
LI533037	K112G1345AMSG
LI533038	K112G1345AMSS
LI533039	K112G1345AMSBZ
LI533040	K112G1345AMSB

# Leader

## Technical Operating & Electrical Data

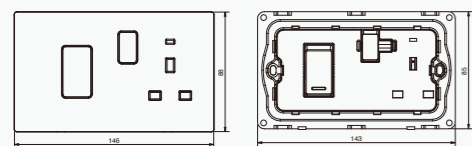
Mounting Type	Recessed in Wall
Fixed or Adjustable	Fixed
Embedding Depth	26mm
Module Material	PC+Metal/PC
Frame Material	Matt Glass
Contacts Material	AgCdO

## Body Color Options



WH GY GD BK

## Dimensions Options





## Areas of Application



## Family Product List

Code No.	Model No.
532925	B92G1345AMG
532926	B92G1345AMGW
532927	B92G1345AMGG
532928	B92G1345AMGGR
532929	B92G1345AMGB






Switches & Sockets

# Exploration

## Technical Operating & Electrical Data

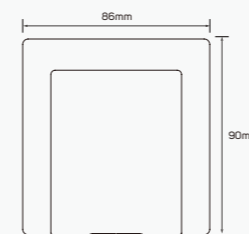
Mounting Type	Recessed in Wall
Fixed or Adjustable	Fixed
Embedding Depth	22mm
Module Material	PC/brass
Frame Material	Cold-roll Steel Sheets
Contacts Material	Brass
Current Capacity	45A

## Body Color Options



WH GD GY BK

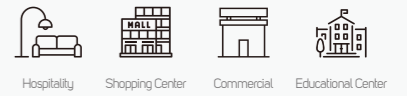
## Dimensions Options



## Family Product List

Code No.	Model No.
532096	K3CON45APPW
532097	K3CON45APPG
532098	K3CON45APPGR
532099	K3CON45APPB

## Areas of Application






Switches & Sockets

# Time Tunnel

## Technical Operating & Electrical Data

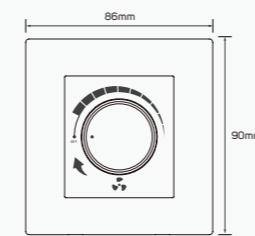
Mounting Type	Recessed in Wall
Fixed or Adjustable	Fixed
Embedding Depth	22mm
Module Material	PC/PCB electrical parts
Frame Material	Cold-roll Steel Sheets
Contacts Material	/
Current Capacity	1.3A

## Body Color Options



WH GD GY BK

## Dimensions Options



## Family Product List

Code No.	Model No.
● 532100	K3FDIMPPW
● 532101	K3FDIMPPG
● 532102	K3FDIMPPGR
● 532103	K3FDIMPPB

## Areas of Application



# Exploration

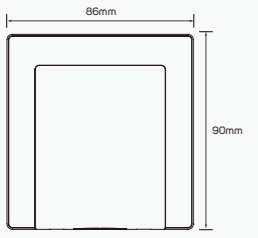
### Technical Operating & Electrical Data

Mounting Type	Recessed in Wall
Fixed or Adjustable	Fixed
Embedding Depth	29mm
Module Material	PC/Brass
Frame Material	Cold-roll Steel Sheets
Contacts Material	Brass
Current Capacity	45A

### Body Color Options

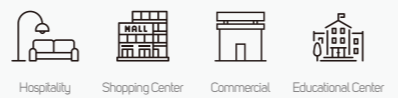


### Dimensions Options



### Family Product List

Code No.	Model No.
532225	K8CON45APPGR
532226	K8CON45APPG
532227	K8CON45APPB




# Exploration

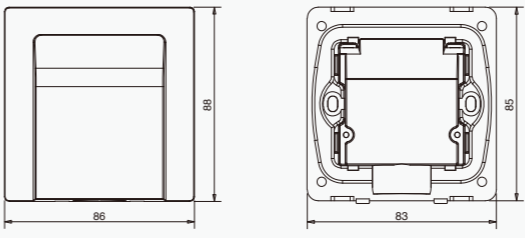
### Technical Operating & Electrical Data

Mounting Type	Recessed in Wall
Fixed or Adjustable	Fixed
Module Material	PC/PC+Metal

### Body Color Options

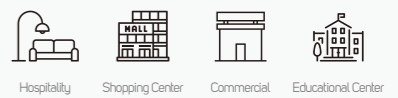


### Dimensions Options



### Family Product List

Code No.	Model No.
532777	B8CON45APM
532778	B8CON45APMW
532779	B8CON45APMG
532780	B8CON45APMGR
532781	B8CON45APMB



# Time Tunnel

## Technical Operating & Electrical Data

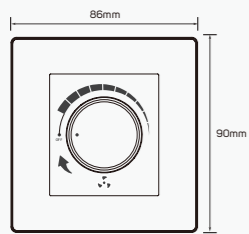
Mounting Type	Recessed in Wall
Fixed or Adjustable	Fixed
Embedding Depth	22mm
Module Material	PC/PCB electrical parts
Frame Material	Cold-roll Steel Sheets
Current Capacity	1.3A

## Body Color Options



GY GD BK

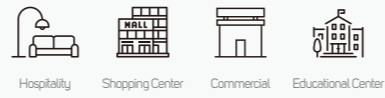
## Dimensions Options



## Family Product List

Code No.	Model No.
532183	K8FDIMPPGR
532184	K8FDIMPPG
532185	K8FDIMPPB

## Areas of Application




# Time Tunnel

## Technical Operating & Electrical Data

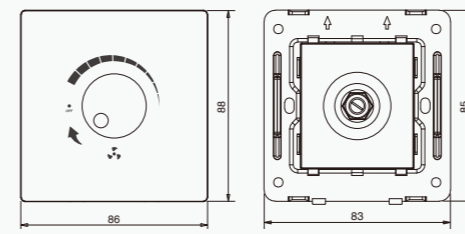
Mounting Type	Recessed in Wall
Fixed or Adjustable	Fixed
Embedding Depth	28mm
Module Material	PC+Metal/PC
Frame Material	Matt Glass

## Body Color Options



WH GY GD BK

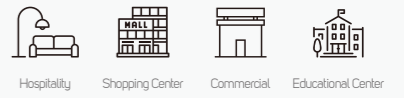
## Dimensions Options



## Family Product List

Code No.	Model No.
532866	B9FDIMMG
532867	B9FDIMMGW
532868	B9FDIMMG
532869	B9FDIMMGGR
532870	B9FDIMMGB

## Areas of Application




# Time Tunnel

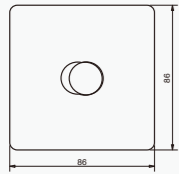
### Technical Operating & Electrical Data

Mounting Type	Recessed in Wall
Fixed or Adjustable	Fixed
Module Material	PC/PC+Metal

### Body Color Options



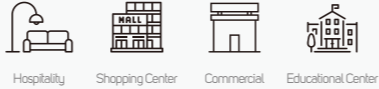
### Dimensions Options



### Family Product List

Code No.	Model No.
532993	K11FDIMMSG
532994	K11FDIMMSS
532995	K11FDIMMSBZ
532996	K11FDIMMSB

### Areas of Application




# Time Tunnel

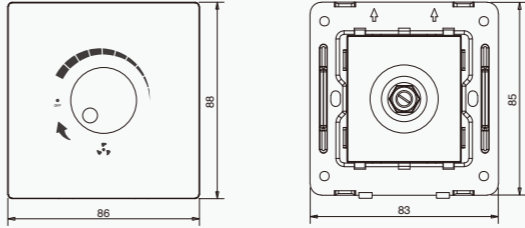
### Technical Operating & Electrical Data

Mounting Type	Recessed in Wall
Fixed or Adjustable	Fixed
Module Material	PC/PC+Metal

### Body Color Options



### Dimensions Options



### Family Product List

Code No.	Model No.
532713	B8FDIMMPM
532714	B8FDIMMPMW
532715	B8FDIMMPMG
532716	B8FDIMMPMGR
532717	B8FDIMMPMB

### Areas of Application



Switches & Sockets

# Leader

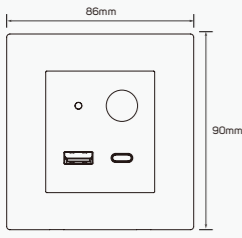
**Technical Operating & Electrical Data**

Mounting Type	Recessed in Wall
Fixed or Adjustable	Fixed
Embedding Depth	22mm
Module Material	PC/PCB electrical parts
Frame Material	Cold-roll Steel Sheets
Contacts Material	/
Current Capacity	3.1A

**Body Color Options**



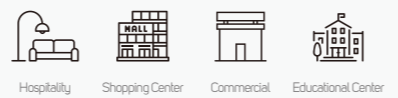
**Dimensions Options**



**Family Product List**

Code No.	Model No.
532104	K32GUSBTCPPW
532105	K32GUSBTCPPG
532106	K32GUSBTCPPGR
532107	K32GUSBTCPPB

**Areas of Application**




Switches & Sockets

# Leader

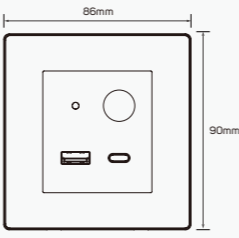
**Technical Operating & Electrical Data**

Mounting Type	Recessed in Wall
Fixed or Adjustable	Fixed
Embedding Depth	22mm
Module Material	PC/PCB electrical parts
Frame Material	Cold-roll Steel Sheets
Current Capacity	3.1A

**Body Color Options**



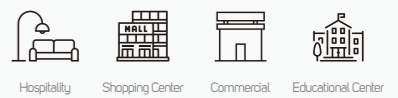
**Dimensions Options**



**Family Product List**

Code No.	Model No.
532177	K82GUSBTCPPGR
532178	K82GUSBTCPPG
532179	K82GUSBTCPPB

**Areas of Application**





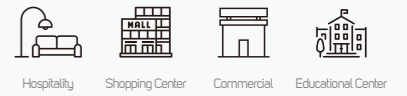
Switches & Sockets

# Time Tunnel


## Technical Operating & Electrical Data

Mounting Type	Recessed in Wall
Fixed or Adjustable	Fixed
Module Material	PC/PC+Metal

### Areas of Application

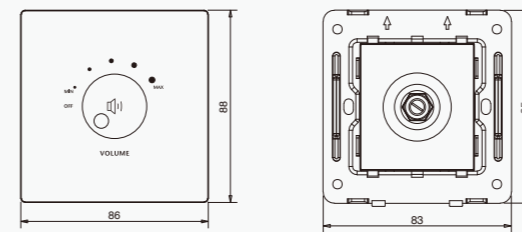


### Body Color Options



WH GD GY BK

### Dimensions Options



### Family Product List


Code No.	Model No.
● 532762	B8VDIMPPM
● 532763	B8VDIMPPMW
● 532764	B8VDIMPPMG
● 532765	B8VDIMPPMGR
● 532766	B8VDIMPPMB

# Time Tunnel

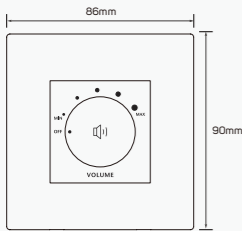
### Technical Operating & Electrical Data

Mounting Type	Recessed in Wall
Fixed or Adjustable	Fixed
Embedding Depth	22mm
Module Material	PC/PCB electrical parts
Frame Material	Cold-roll Steel Sheets

### Body Color Options



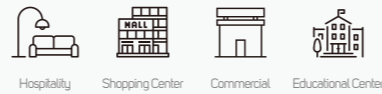
### Dimensions Options



### Family Product List

Code No.	Model No.
532108	K3VDIMPPW
532109	K3VDIMPPG
532110	K3VDIMPPGR
532111	K3VDIMPPB

### Areas of Application




# Time Tunnel

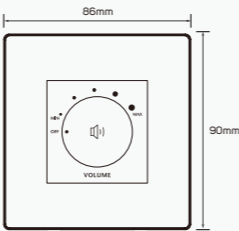
### Technical Operating & Electrical Data

Mounting Type	Recessed in Wall
Fixed or Adjustable	Fixed
Embedding Depth	29mm
Module Material	PC/PCB electrical parts
Frame Material	Cold-roll Steel Sheets

### Body Color Options



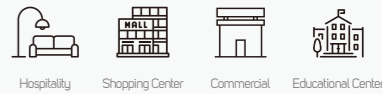
### Dimensions Options



### Family Product List

Code No.	Model No.
532216	K8VDIMPPGR
532217	K8VDIMPPG
532218	K8VDIMPPB

### Areas of Application




# Time Tunnel

## Technical Operating & Electrical Data

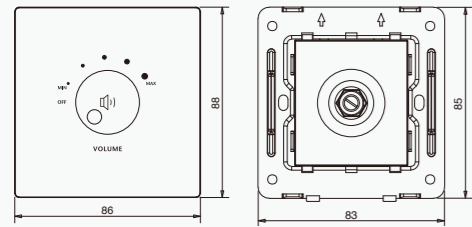
Mounting Type	Recessed in Wall
Fixed or Adjustable	Fixed
Embedding Depth	28mm
Module Material	PC+Metal/PC
Frame Material	Matt Glass

## Body Color Options



WH GY GD BK

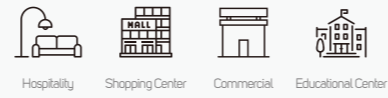
## Dimensions Options



## Family Product List

Code No.	Model No.
● 532915	B9VDIMMMG
● 532916	B9VDIMMMGW
● 532917	B9VDIMMMGG
● 532918	B9VDIMMMGGR
● 532919	B9VDIMMMGB

## Areas of Application




# Acoustic

## Technical Operating & Electrical Data

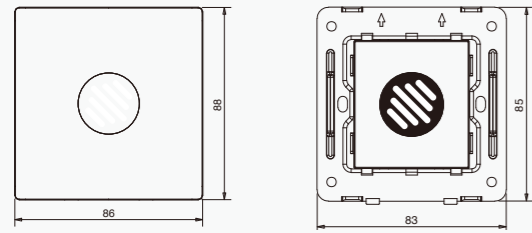
Mounting Type	Recessed in Wall
Fixed or Adjustable	Fixed
Module Material	PC/PC+Metal

### Body Color Options



WH GD GY BK

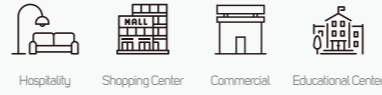
### Dimensions Options



### Family Product List

Code No.	Model No.
532718	B8ALIGTPM
532719	B8ALIGTPMW
532720	B8ALIGTPMG
532721	B8ALIGTPMGR
532722	B8ALIGTPMB

### Areas of Application




# Acoustic

## Technical Operating & Electrical Data

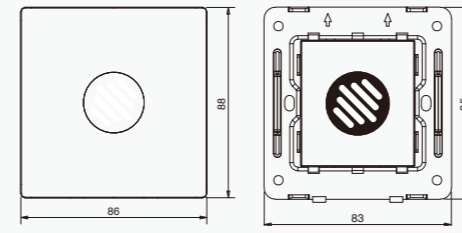
Mounting Type	Recessed in Wall
Fixed or Adjustable	Fixed
Embedding Depth	25mm
Module Material	PC+Metal/PC
Frame Material	Matt Glass

### Body Color Options



WH GY GD BK

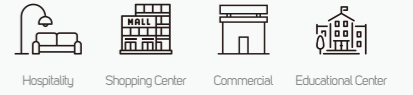
### Dimensions Options




### Family Product List

Code No.	Model No.
532871	B9ALIGTMG
532872	B9ALIGTMGW
532873	B9ALIGTMGG
532874	B9ALIGTMGGR
532875	B9ALIGTMGB

### Areas of Application





## Artique




### Switches & Sockets

## Artique

### Technical Operating & Electrical Data

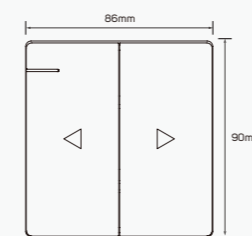
Mounting Type	Recessed in Wall
Fixed or Adjustable	Fixed
Embedding Depth	22mm
Module Material	PC/PCB electrical parts/Red copper/AgCdO
Frame Material	Cold-roll Steel Sheets
Contacts Material	cold-roll steel sheets/Brass
Current Capacity	250V~16AX
Module Color	White

### Body Color Options



WH GD GY BK

### Dimensions Options

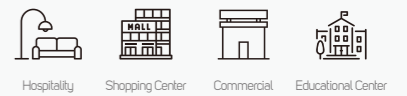


2G

### Family Product List

Code No.	Model No.
532112	K3SHTRPPW
532113	K3SHTRPPG
532114	K3SHTRPPGR
532115	K3SHTRPPB

### Areas of Application

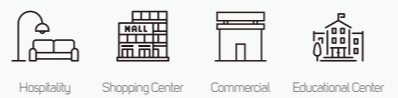


# Artique


### Technical Operating & Electrical Data

Mounting Type	Recessed in Wall
Fixed or Adjustable	Fixed
Embedding Depth	29mm
Module Material	PC/red copper/AgCdO
Frame Material	Cold-roll Steel Sheets
Contacts Material	cold-roll steel sheets/Brass
Current Capacity	250V~16AX
Module Color	White

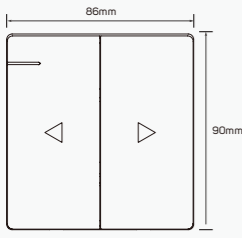
### Areas of Application



### Body Color Options




### Dimensions Options



2G

### Family Product List

Code No.	Model No.
532222	K8SHTRPPGR
532223	K8SHTRPPG
532224	K8SHTRPPB



Switches & Sockets


# Leader

**Technical Operating & Electrical Data**

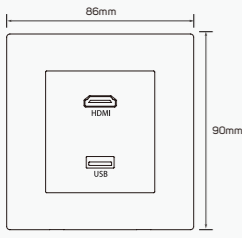
Mounting Type	Recessed in Wall
Fixed or Adjustable	Fixed
Embedding Depth	22mm
Module Material	PC/PA
Frame Material	Cold-roll Steel Sheets



**Body Color Options**



**Dimensions Options**



**Family Product List**

Code No.	Model No.
532116	K3HDMIUSBPPW
532117	K3HDMIUSBPPG
532118	K3HDMIUSBPPGR
532119	K3HDMIUSBPPB

Switches & Sockets


# Leader

**Technical Operating & Electrical Data**

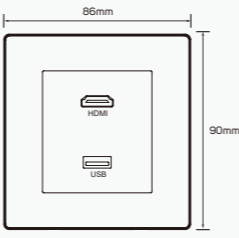
Mounting Type	Recessed in Wall
Fixed or Adjustable	Fixed
Embedding Depth	22mm
Module Material	PC/PA
Frame Material	Cold-roll Steel Sheets



**Body Color Options**



**Dimensions Options**



**Family Product List**


Code No.	Model No.
532210	K8HDMIUSBPPGR
532211	K8HDMIUSBPPG
532212	K8HDMIUSBPPB

# Leader

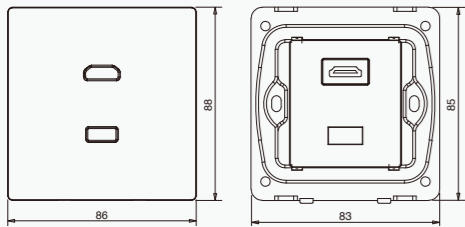
### Technical Operating & Electrical Data

Mounting Type	Recessed in Wall
Fixed or Adjustable	Fixed
Embedding Depth	28mm
Module Material	PC+Metal/PC
Frame Material	Matt Glass

### Body Color Options



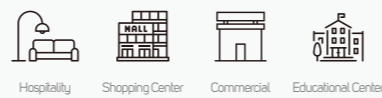
### Dimensions Options



### Family Product List

Code No.	Model No.
532920	B9HDMIUSBMG
532921	B9HDMIUSBMGW
532922	B9HDMIUSBMGG
532923	B9HDMIUSBMGR
532924	B9HDMIUSBMGB

### Areas of Application




# Leader

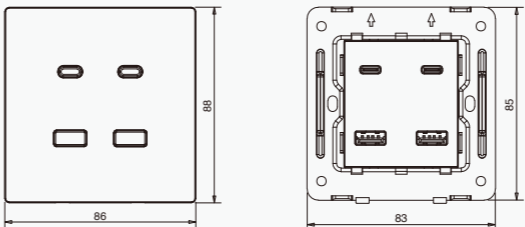
### Technical Operating & Electrical Data

Mounting Type	Recessed in Wall
Fixed or Adjustable	Fixed
Module Material	PC/PC+Metal

### Body Color Options



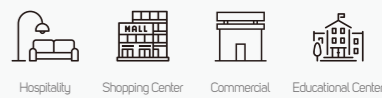
### Dimensions Options



### Family Product List

Code No.	Model No.
532757	B81GUSBTCPM
532758	B81GUSBTCPMW
532759	B81GUSBTCPMG
532760	B81GUSBTCPMGR
532761	B81GUSBTCPMB

### Areas of Application




# Leader

## Technical Operating & Electrical Data

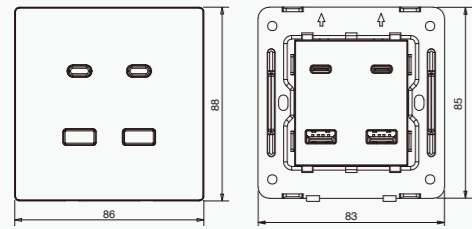
Mounting Type	Recessed in Wall
Fixed or Adjustable	Fixed
Embedding Depth	35mm
Module Material	PC+Metal/PC
Frame Material	Matt Glass

## Body Color Options



WH GY GD BK

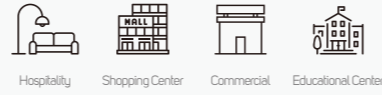
## Dimensions Options



## Family Product List

Code No.	Model No.
532910	B91GUSBTCMG
532911	B91GUSBTCMGW
532912	B91GUSBTCMGG
532913	B91GUSBTCMGGR
532914	B91GUSBTCMGB

## Areas of Application




# Leader

## Technical Operating & Electrical Data

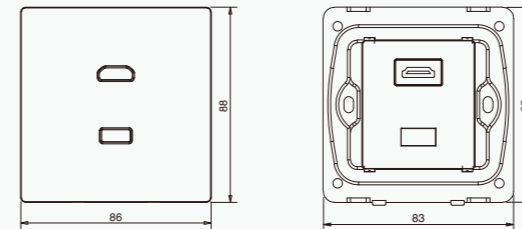
Mounting Type	Recessed in Wall
Fixed or Adjustable	Fixed
Module Material	PC/PC+Metal

## Body Color Options



WH GD GY BK

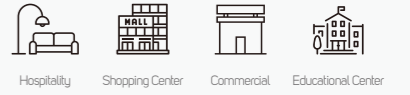
## Dimensions Options



## Family Product List

Code No.	Model No.
532767	B8HDMIUSBPM
532768	B8HDMIUSBPMW
532769	B8HDMIUSBPMG
532770	B8HDMIUSBPMGR
532771	B8HDMIUSBPMB

## Areas of Application





## Intellectual Sense



### Switches & Sockets

# Intellectual Sense

#### Technical Operating & Electrical Data

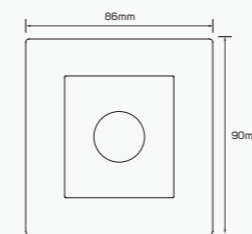
Mounting Type	Recessed in Wall
Fixed or Adjustable	Fixed
Embedding Depth	22mm
Module Material	PC/PCB electrical parts
Frame Material	Cold-roll Steel Sheets
Current Capacity	0.5A
Module Color	White

#### Body Color Options



WH GD GY BK

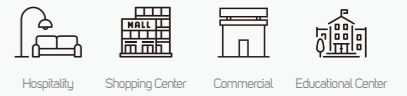
#### Dimensions Options



#### Family Product List

Code No.	Model No.
532120	K3PISENSPPW
532121	K3PISENSPPG
532122	K3PISENSPPGR
532123	K3PISENSPPB

#### Areas of Application




# Intellectual Sense

## Technical Operating & Electrical Data

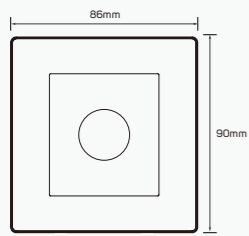
Mounting Type	Recessed in Wall
Fixed or Adjustable	Fixed
Embedding Depth	22mm
Module Material	PC/PCB electrical parts
Frame Material	Cold-roll Steel Sheets
Current Capacity	0.5A
Module Color	White

## Body Color Options



GY GD BK

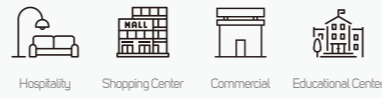
## Dimensions Options



## Family Product List

Code No.	Model No.
532186	K8PIRENSPPGR
532187	K8PIRENSPPG
532188	K8PIRENSPPB

## Areas of Application




# Intellectual Sense

## Technical Operating & Electrical Data

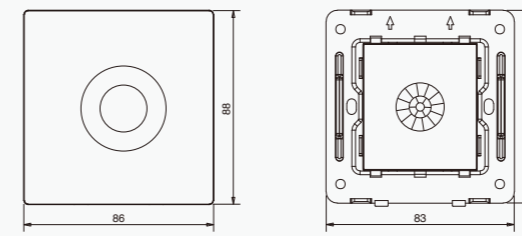
Mounting Type	Recessed in Wall
Fixed or Adjustable	Fixed
Module Material	PC/PC+Metal

## Body Color Options



WH GD GY BK

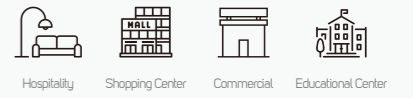
## Dimensions Options



## Family Product List

Code No.	Model No.
532727	B8PIRENSPM
532728	B8PIRENSPMW
532729	B8PIRENSPMG
532730	B8PIRENSPMGR
532731	B8PIRENSPMB

## Areas of Application




# Intellectual Sense

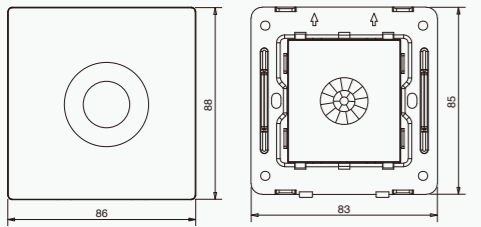
## Technical Operating & Electrical Data

Mounting Type	Recessed in Wall
Fixed or Adjustable	Fixed
Embedding Depth	25mm
Module Material	PC+Metal/PC
Frame Material	Matt Glass

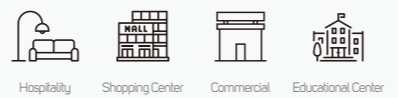
## Body Color Options



## Dimensions Options



## Areas of Application



## Family Product List

Code No.	Model No.
532880	B9PIRENSMG
532881	B9PIRENSMGW
532882	B9PIRENSMGG
532883	B9PIRENSMGGR
532884	B9PIRENSMGB




# Intellectual Sense

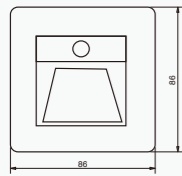
## Technical Operating & Electrical Data

Mounting Type	Recessed in Wall
Fixed or Adjustable	Fixed
Module Material	PC/PC+Metal

### Body Color Options



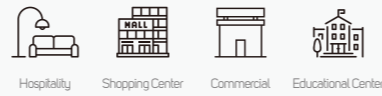
### Dimensions Options



### Family Product List

Code No.	Model No.
LI533041	K11PIRSENLSMSG
LI533042	K11PIRSENLSMSS
LI533043	K11PIRSENLSMBZ
LI533044	K11PIRSENLSMSB

### Areas of Application




# Intellectual Sense

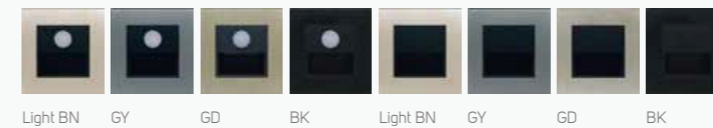
## Technical Operating & Electrical Data

Mounting Type	Recessed in Wall
Fixed or Adjustable	Fixed
Embedding Depth	30mm
Module Material	PC
Frame Material	Plastic/Stainless Steel

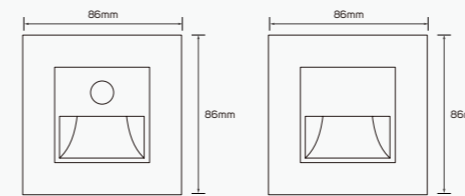
### Body Color Options(Plastic)



### Body Color Options(Stainless Steel)



### Dimensions Options


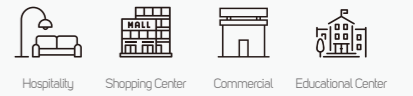


531739 - 531740 - 531741 - 531742    531743 - 531744 - 531745 - 531746  
 531747 - 531748 - 531749 - 531750    531751 - 531752 - 531753 - 531754

### Family Product List

Code No.	Model No.	Code No.	Model No.
531739	4G2-W-GW-Sw	531747	4G2-W-GW-Sw
531740	4G2-W-GW-Sw	531748	4G2-W-GW-Sw
531741	4G2-W-GW-Sw	531749	4G2-W-GW-Sw
531742	4G2-W-GW-Sw	531750	4G2-W-GW-Sw
531743	4G2-W-GW-Sw	531751	4G2-W-GW-Sw
531744	4G2-W-GW-Sw	531752	4G2-W-GW-Sw
531745	4G2-W-GW-Sw	531753	4G2-W-GW-Sw
531746	4G2-W-GW-Sw	531754	4G2-W-GW-Sw

### Areas of Application




# Intellectual Sense

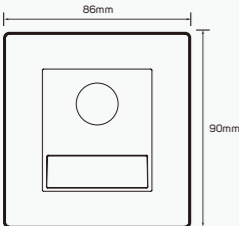
## Technical Operating & Electrical Data

Mounting Type	Recessed in Wall
Fixed or Adjustable	Fixed
Embedding Depth	29mm
Module Material	PC/PCB electrical parts
Frame Material	Cold-roll Steel Sheets
Current Capacity	0.005A

## Body Color Options

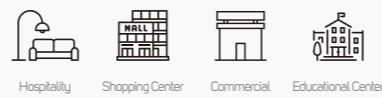


## Dimensions Options



## Family Product List

Code No.	Model No.
532219	K8PIRSENSLPPGR
532220	K8PIRSENSLPPG
532221	K8PIRSENSLPPB




# Intellectual Sense

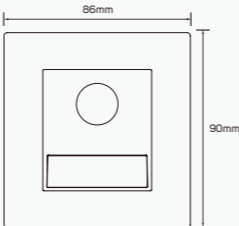
## Technical Operating & Electrical Data

Mounting Type	Recessed in Wall
Fixed or Adjustable	Fixed
Embedding Depth	22mm
Module Material	PC/PCB electrical parts
Frame Material	Cold-roll Steel Sheets
Current Capacity	0.005A
Module Color	White

## Body Color Options

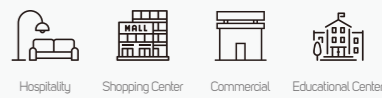


## Dimensions Options



## Family Product List

Code No.	Model No.
532124	K3PIRSENSLPPW
532125	K3PIRSENSLPPG
532126	K3PIRSENSLPPGR
532127	K3PIRSENSLPPB



# Waterproof

## Technical Operating & Electrical Data

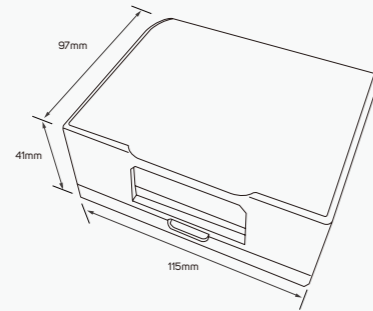
Mounting Type	Recessed in Wall
Fixed or Adjustable	Fixed
Embedding Depth	22mm
Module Material	/
Frame Material	Cold-roll Steel Sheets

## Body Color Options



BU

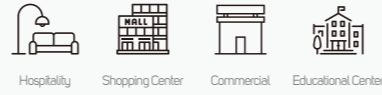
## Dimensions Options



## Family Product List

Code No.	Model No.
● 532128	WPB2-P-BLUE

## Areas of Application

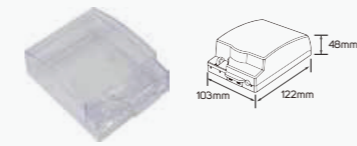


# Waterproof

## Technical Operating & Electrical Data

Mounting Type	Recessed
---------------	----------

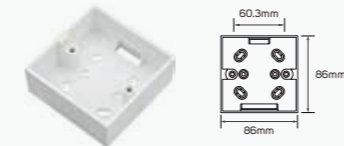
## Water Proof



● 532305

■ PS

## Mounting Box



● 532306

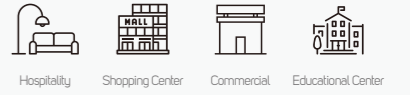
## Water Proof



● 532309

■ ABS

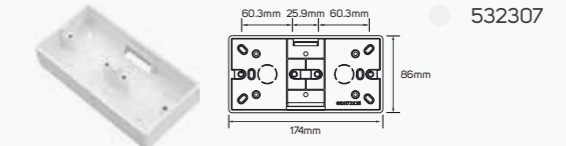
## Areas of Application



## Family Product List

Code No.	Model No.	Body Color	Frame Material
● 532305	FJHWPBOX01	Transparent	PS
● 532306	MHSMBOX01	White	/
● 532307	DHSMBOX01	White	/
● 532309	FSHWPBOX01	Transparent	ABS
● 532310	FSHWPBOX02	Transparent	ABS

## Mounting Box



● 532307

## Water Proof




● 532310

■ ABS

# Luxury



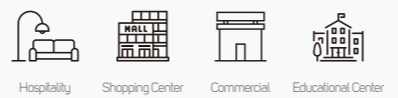
### Body Color Options



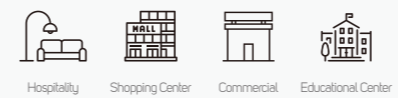
### Family Product List

Code No.	Model No.	Code No.	Code No.	Code No.
532228		532232	533087	533091
532229		532233	533086	533090
532230		532234	533085	533089
532231		532235	533084	533088


### Areas of Application



### Areas of Application



# Luxury



### Body Color Options



### Family Product List

Code No.	Code No.
532236	532240
532237	532241
532238	532242
532239	532243



## Floor Sockets

■ Sentry



Sentry

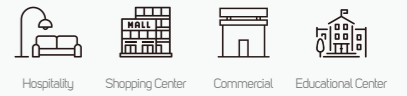
Floor Sockets

# Sentry

## Technical Operating & Electrical Data

Mounting Type	Recessed
Fixed or Adjustable	Fixed
Embedding Depth	57mm
Module Material	PC+Gold
Frame Material	Brass
Contacts Material	A3 Steel
Current Capacity	250V~16AX
Module Color	White

## Areas of Application



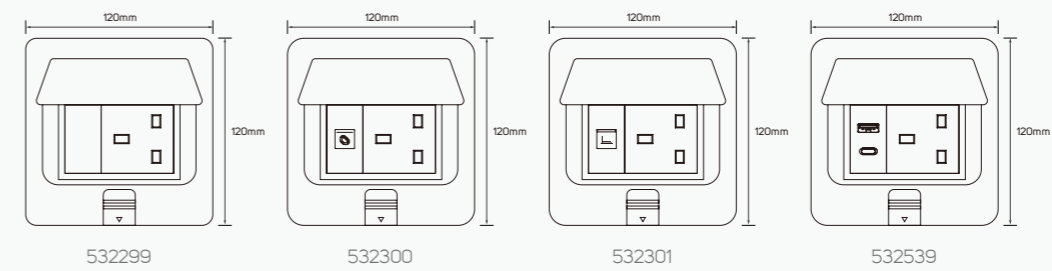
## Body Color Options



Gold



## Dimensions Options

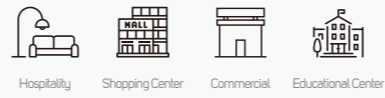


## Family Product List

Code No.	Model No.
532299	LDTC13AFPBG
532300	LDTC13AFTLPBG
532301	LDTC13AFDATAPBG
532539	LDTC13AFUSBTCBPG

# Sentry

## Areas of Application



### Technical Operating & Electrical Data

Mounting Type	Recessed
Fixed or Adjustable	Fixed
Embedding Depth	57mm
Module Material	PC+Gold
Frame Material	Stainless
Contacts Material	A3 Steel
Current Capacity	250V~16AX
Module Color	White



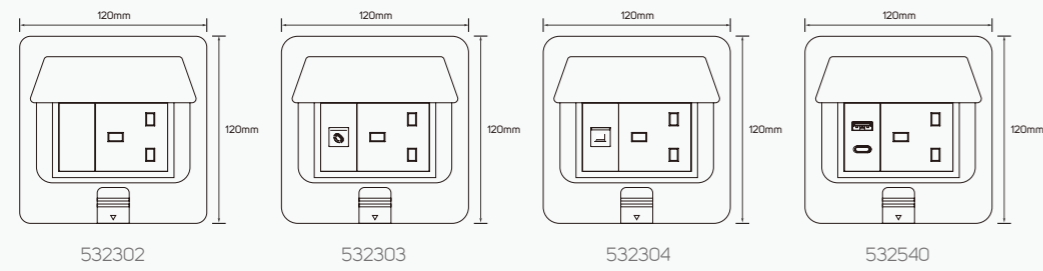
### Body Color Options



Stainless



### Dimensions Options



### Family Product List

Code No.	Model No.
532302	LDGD13AFPSS
532303	LDGD13AFTLPSS
532304	LDGD13AFDATAPSS
532540	LDGD13AFUSBTCPPSS

# ilict

Contact Us

[global@illuslighting.com](mailto:global@illuslighting.com)

[www.illuslighting.com](http://www.illuslighting.com)

Find us in KSA, UAE, Oman, Kuwait, Qatar, Egypt, Spain, Bahrain, China.